

# BUILDING A **HEALTHIER** COMMUNITY

Community Health Needs Assessment

# 2018

ZANESVILLE, OH



*For Genesis Hospital*



**Genesis**  
HEALTHCARE SYSTEM

(740) 454-4000 • 800-322-4762

## Contents

2	<b>Introduction</b> .....	2
2.1	Genesis HealthCare System: Genesis Hospital .....	2
2.2	Mission.....	2
2.3	Collaboration.....	2
3	<b>Community Description</b> .....	3
3.1	GENESIS Hospital Service Area (GHSA).....	3
3.2	Population Demographics .....	3
3.3	Social Determinants of Health for the GHSA .....	4
3.3.1.	Economic Stability .....	5
3.3.2.	Neighborhood and Built Environment.....	6
3.3.3.	Education .....	7
3.3.4.	Social Services Resources.....	7
4	<b>Process and Methods</b> .....	7
4.1	Prioritization Group .....	7
4.1.1.	PG Members and Experience:.....	8
4.2	Community Input .....	8
4.3.	Identifying Health Problems and Needs.....	10
5	<b>APPENDIX</b> .....	42
5.1	Social Services Resources.....	42
5.2	Social Determinant Charts .....	48
5.3	Resources Available in the Service Area to Address the Top Priority Health Issues for Chronic Conditions, Risk Factors, Mothers and Children Issues, and Access to Care.....	55
5.4	Data Sources.....	76

# Introduction

## 1.1 Genesis HealthCare System: Genesis Hospital

Genesis HealthCare System (GENESIS) is a family of health care and related organizations, based in Zanesville, Ohio. GENESIS's flagship organization is its not-for-profit hospital, Genesis Hospital in Zanesville, Ohio.

GENESIS is the largest health care provider in its six-county service area of southeastern Ohio, which includes Muskingum, Morgan, Perry, Coshocton, Noble and Guernsey counties. GENESIS provides a higher level of service than what is typically found in a community of its size including: open-heart surgery, Level III trauma care, a Level II neonatal intermediate care unit, neurosurgery, and comprehensive cancer services. This level of care has established GENESIS as a primary referral center for much of the region. GENESIS maintains a steadfast commitment to the delivery of high quality, compassionate patient care and is recognized throughout the country with numerous awards and accreditations. GENESIS is proud of the rich history of serving the community and vows to continue the tradition of healing and caring with compassion, trust, innovation and excellence.

## 1.2 Mission

The mission of GENESIS is to provide compassionate quality health care. GENESIS conducted its third Community Health Needs Assessment (CHNA) in order to strengthen community involvement in identifying and prioritizing the health needs of the community. The process of completing the CHNA is described below. As part of the CHNA, Genesis conducted an evaluation of the last Implementation Strategy. The results are enclosed in this document in Section 6 as ADDENDUM "Evaluation of Community Benefit Outcomes 2016-2018 Community Benefit Implementation Strategy April 22, 2016". This CHNA is available to the public at [www.genesishcs.org](http://www.genesishcs.org).

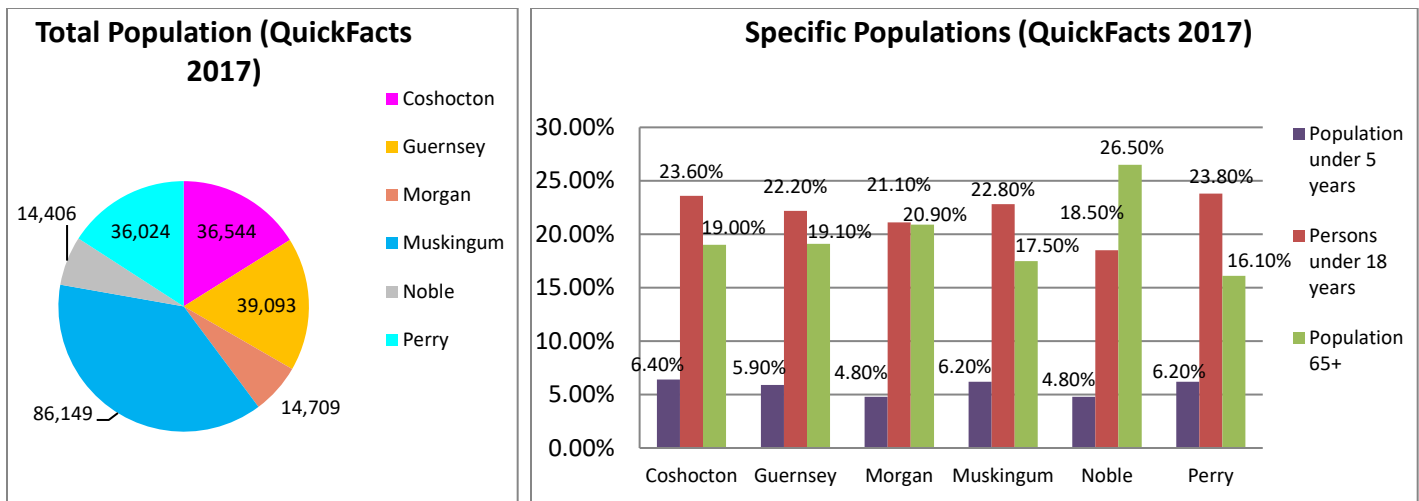
## 1.3 Collaboration

Many of the counties in the community have assessment processes and community improvement plans at the county level to address health needs. GENESIS is committed to participating in and supporting these efforts. In addition to county level efforts, GENESIS completed the 2019 CHNA through a collaborative process involving public health personnel, university students, and other key partners. The Community Benefit Committee guided the development of the community and key informant surveys and informed the collection of the surveys. A team of 18 local partners and GENESIS employees formed the Prioritization Group (PG) to review the survey results and the health status data available for the six counties in the Genesis service area. This prioritization process identifies the top health needs in the communities and will inform the development of the 2019-2021 Community Benefit Implementation Plan. A great deal of time and effort from members of the PG was given prior to the meeting of the group in reviewing the survey results and health status data. We would like to thank all of the group members for their work in identifying and prioritizing the health needs of their communities, in particular:

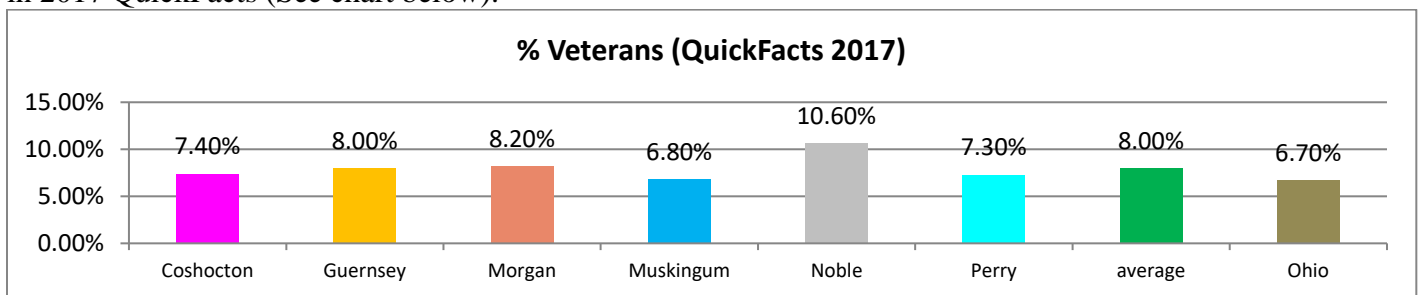
- Zanesville-Muskingum County Health Department
- Noble County Health Department
- Morgan County Health Department
- Muskingum Valley Health Centers
- United Way of Muskingum, Perry and Morgan



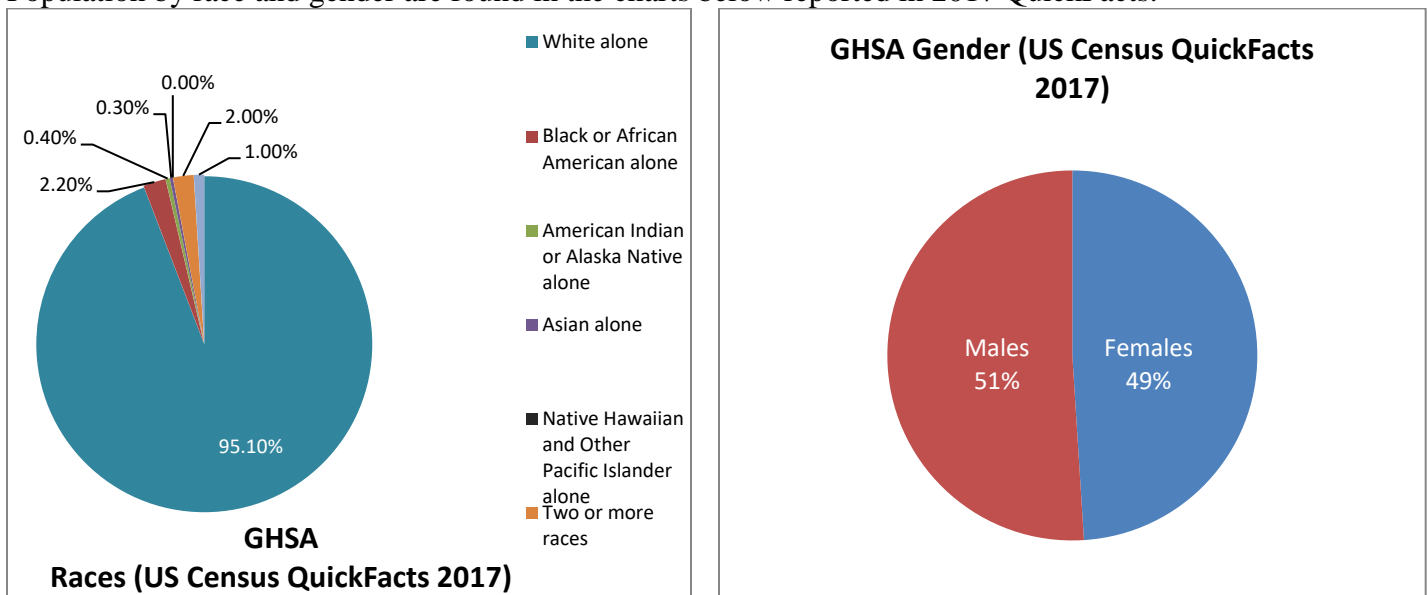




Within the GHSA, there is an average of 8% of persons who are veterans compared to 6.7% for Ohio reported in 2017 QuickFacts (See chart below).



Population by race and gender are found in the charts below reported in 2017 QuickFacts.



## 2.3 Social Determinants of Health for the GHSA

Key social factors affect the health of the community. The 2018 Catholic Health Association of the United States' publication *Healing the Multitudes, Catholic Health Care's Commitment to Community Health 2018* states, "The social determinants of health recognize that health does not exist in a vacuum. The health of every individual is shaped by their physical environment, social and economic conditions, biology and genetics, access to health services, and personal behavior. The social determinants of health are those conditions in which people live, work, and play that can ultimately influence their health."

Appalachian counties historically are more distressed economically. Family incomes are lower and jobs are hard to find. Poverty rates affect community members' ability to eat healthy, get the healthcare they need, and have safe and adequate housing, food and clothing. The poverty rates impact crime, neglect and abuse, education and stress levels. It is important to look at these social determinants for the GHSA to understand the stress and distress on the poor, underserved portion of the community. The following sections will describe the social characteristics of the GHSA broken into the categories of Economic Stability, Neighborhood and Built Environment, and Education.

### **3.3.1. Economic Stability**

#### **3.3.1. A. Housing**

Housing characteristics define the stability of where people live in the community. In 2016, the US Census FactFinder (FactFinder) reported an average of 74.6% of people owned their home which was higher than Ohio (66%). Of the homes built before 1980, the GHSA average was 64.3% compared to Ohio at 68%. Although there was slightly less percent of houses built before 1980, of the houses built before 1939 the GHSA average was 28.6% compared to 20.7% for Ohio. Houses built before 1980 are at higher risk of lead and asbestos used in the building process. The average owner costs at 35% or more of the household income was 18.5% compared to Ohio at 18.2% of owners. For those that rent, the average gross rent at 35% or more of the household income was at 38.8% for the GHSA compared to Ohio at 39% (See Appendix 5.2 Chart 8 page 50).

#### **3.3.1. B Food Security**

Of those persons living in poverty, they are at risk of food insecurity. To combat this problem the federal government provides programs and the emergency food system that provides a comprehensive nutrition safety net reaching food insecure individuals at different income levels and in different settings. Child nutrition programs, in particular, plays a critical role in providing quality nutritious meals to millions of children every day for free or at a reduced cost. In 2016, Feeding America Map the Meal Gap reported the average GHSA adult food insecurity for the broad community at 15.2% with Ohio at 15.1% (See Appendix 5.2 Chart 9 page 50).

For the GHSA, an average of 23.6% of children was food insecure while Ohio was at a lower 20.3% (See Appendix 5.2 Chart 10 page 50).

#### **3.3.1. C. Employment**

Persons are classified as unemployed if they do not have a job, have actively looked for work in the past four weeks, and are currently available for work. Within the past six years, the unemployment rates have risen and then fallen in the GHSA. The counties' economies are slowly recovering from a downward spiral. County Health Rankings (CHR) reported in 2018 the Ohio unemployment rate was 4.9%. Despite this decrease in unemployment, all GHSA counties still had a higher percent unemployed than Ohio (See Appendix 5.2 Chart 3 page 48).

#### **3.3.1. D Income**

##### **Income**

The median household income is used to gauge the health of the economy in the GHSA. QuickFacts reported from 2012-2016 the national average median household income was \$55,322 and Ohio's household median income was \$50,674. All of the counties in the GHSA had the median household income that fell below the Ohio value (See Appendix 5.2 Chart 1 page 47).

There is a list of the major employers for each county reported in the 2018 Ohio Office of Research County Profiles. GENESIS was the largest employer in the GHSA (See Appendix 5.2 Chart 2 page 47).

### **Poverty**

A set of money income thresholds are used in order to determine who is in poverty. If a family's total income is less than the family's threshold, then that family and every individual in it are considered in poverty. The QuickFacts reported from 2012-2016 that a GHSA average of 16.2% of persons below poverty level was higher than the Ohio value at 14%. Five out of six counties in the GHSA were over the Ohio level (See Appendix 5.2 Chart 4 page 48).

According to a study at the UC Davis Health System in 2011 of 12,000 participants over ten years, people with lower socioeconomic status had a 50 percent greater risk of developing heart disease than other participants (<http://www.ucdmc.ucdavis.edu/publish/news/newsroom/5660>). Living below poverty level puts persons at two times the risk of heart disease.

Children living in poverty are of great concern to the community. The 2018 CHR reported there was a GHSA average of 23% of children living in poverty which was higher than 20% for Ohio (See Appendix 5.2 Chart 5 page 49).

FactFinder reported from 2012-2016 for female householders with children under the age of 18, a GHSA average was 48.9% were below poverty level compared to 44.4% for Ohio (See Appendix 5.2 Chart 6 page 49).

FactFinder reported from 2012-2016 a GHSA average of 19.9% of persons were age 65 years and over (Ohio 16.7%). A GHSA average of 9.5% of those 65 and over live in poverty which was higher than Ohio at 8.1% (See Appendix 5.2 Chart 7 page 49).

## **3.3.2. Neighborhood and Built Environment**

### **3.3.2. A. Crime and Violence**

#### **Crime**

CHR reported in 2018 the GHSA average violent crime rate of 121 per 100,000 was lower than Ohio at 290 per 100,000 (See Appendix 5.2 Chart 11 page 51).

The GHSA had an average lower rate of adolescents adjudicated for felonies of 1.5 per 1,000 than Ohio (1.8) as reported by 2016 Kids Count Data Center (See Appendix 5.2 Chart 12 page 51).

Unfortunately both the GHSA average violent crime rates and adolescents adjudicated for felonies rates have increased. Crimes related to drugs are a growing problem for the GHSA. The GHSA average rate per 10,000 drug possession charges from 2012-2014 increased by 96.6%. The GHSA average incarceration rate per 10,000 for drug offenses increased by 67.4%, while Ohio increased by 4.9% from 2013-2015 according to the Ohio Mental Health and Addiction Services (OMHAS).

#### **Neglect and Abuse**

According to data from Kids Count Data Center (KCDC), the GHSA average number of children neglected and abused has decreased from 92.8 to 77.7 from 2013-2016 while the Ohio number decreased from 20,236 to 17,687. The GHSA average rate of neglect and abuse per 1,000 children was 7.8 in 2016, which was higher than Ohio (6.8).

### ***3.3.2. B. Transportation***

In the GHSA, there is an average of 85% who drove alone to work reported in 2018 from CHR, verses 83% for Ohio (See Appendix 5.2 Chart 13 page 51).

Those who drove alone with a long commute in the GHSA average 37% was higher compared to 30% in Ohio as reported by CHR 2018 (See Appendix 5.2 Chart 14 page 52).

Chart 15 on page 52 shows the difference between the GHSA and Ohio for types of transportation used as reported by FactFinder 2016. In the GHSA less drive alone, more carpool, less use public transportation, more walk, more use other transportation and more work at home than for Ohio.

### ***3.3.2. C. Clean Air and Water***

Clean air and water are two factors that help define the environment which people live, work, and play. Air pollution was measured by the air particulate matter days and the GHSA had an average of slightly less days at 11.2 than Ohio at 11.3 as reported by 2018 CHR (See Appendix 5.2 Chart 16 page 52).

At least one drinking water violations was noted in three of the six counties for the GHSA as reported by 2018 CHR (See Appendix 5.2 Chart 17 page 53).

### **3.3.3. Education**

#### ***3.3.3. A. Early Childhood Education***

Two indicators of success in grade school are reading and math proficiency. According to KCDC from 2016-2017 for 4<sup>th</sup> graders in the GHSA, there was an average of 60.1% proficient in reading compared to Ohio at 62.8%. According to KCDC from 2016-2017 for 4<sup>th</sup> graders in the GHSA, there was an average of 71.7% for proficiency in math compared to Ohio at 72.4% (See Appendix 5.2 Charts 18 and 19 page 53). With both of these indicators, over 25% of 4<sup>th</sup> graders were not proficient in reading and math.

#### ***3.3.3. B. High School Graduation and Some College***

The GHSA area had a higher percentage of high school graduates (89%) than Ohio (81%), but four of the six counties decreased in the percentage of high school graduates as reported by 2018 CHR. For the percentage of persons with some college, the GHSA average of 47% was significantly lower than Ohio at 65% as reported by 2018 CHR (See Appendix 5.2 Charts 20 and 21 page 54).

### **3.3.4. Social Services Resources**

Assets were mapped for all the social services resources available in each county of the GHSA. These services include resources for food, clothing, housing, abuse, legal help, children, employment, seniors, Veterans, transportation and more. The listing of these social service resources by county is available in the Section 5.2 of the Appendix page 41-47.

## **3 Process and Methods**

### **3.1 Prioritization Group**

A Prioritization Group (PG) was created for the purpose of identifying and prioritizing the needs documented in this report.



#### **4.1.1. PG Members and Experience:**

- Special knowledge of or expertise in public health:
  - ✓ Kylie Jones, Community Health Planner, Zanesville Muskingum County Health Department (ZMCHD)
  - ✓ Diana Zaato, Epidemiologist, ZMCHD
  - ✓ Rebecca Aber, Morgan County Health Department
  - ✓ Samantha Hesson, Noble County Health Department
  - ✓ Angie Feldner, Noble County Health Department
- Special knowledge of medically underserved, low income and minority populations:
  - ✓ Meg Dedrick, Director, United Way of MPM
  - ✓ Kylie Emmert, Quality Improvement, Muskingum Valley Health Centers
  - ✓ Sister Maureen Anne Shepard, Director of Mission, GENESIS
  - ✓ Jody Stones, Community Benefit Consultant, Mission, GENESIS
- Special knowledge of GENESIS chronic disease needs, injuries, and maternal and child needs:
  - ✓ Mary Kitzig, Director of Population Health and Wellness
  - ✓ Keela Barker, Director of Neuroscience Services
  - ✓ Tabitha McKenzie, Director of Heart, Lung and Vascular Services
  - ✓ Sue Hoover, Director Women's and Children's Services
  - ✓ Tisha Babcock, Director Pulmonary Services and Critical Care
  - ✓ Denise Williams, Manager Behavioral Health
  - ✓ Jodi Lee, Director of Cancer Services
  - ✓ Linda Bowers, Community Relations Coordinator, Marketing and Public Relations
- Special thanks for data collection:
  - ✓ Alexandra Carson, Student Intern, Muskingum University, New Concord
  - ✓ Allison Guckes, Student Intern, Muskingum University, New Concord
  - ✓ Shelbie Wiseman, Student Intern, Muskingum University, New Concord.

## **4.2 Community Input**

A Community Health Survey was conducted. The survey gathered the community input on their priorities for chronic conditions, risks associated with chronic conditions, mothers, children, and infants, and access to care. The survey was collected on the Genesis website in May of 2017 and used Facebook and newsletters to publicize the Community Health Needs Survey. A total of 158 surveys were collected. Surveys were completed on the Genesis website. Surveys were also collected by three Muskingum University students from individuals waiting for services at the Genesis Hospital, in underserved locations, and at local community sites where many people gather. All six counties were represented in the survey. Underserved sites where surveys were collected included Muskingum Valley Health Center, the Veteran's Clinic, Salvation Army, and Christ's Table. 22 persons completed the survey in the underserved locations. 36 Key Informant Surveys were collected in the community and contained categories for chronic conditions, risks associated with chronic conditions, mothers, children, and infants, and access to care. Special care was used to identify key informants with knowledge of uninsured persons, low-income persons, and minority groups. In addition, we have identified the key informants specifically as: (1) persons with special knowledge or expertise in public health; (2) representatives from government or public health departments; and (3) leaders, representatives, or members

of medically underserved, low income, and minority populations, and populations with chronic disease needs. All six counties were represented in the Key Informant Survey.

GENESIS received no public comments on the last CHNA report which has been posted on the web over the last three years. Many community partners reviewed it and used the information.

In addition to using county based needs assessments, due to the large community defined in this community health needs assessment, special care was taken to incorporate the views of key informants from each county. Below are examples of the agencies and groups completing the Key Informant Survey.

#### **4.2.1. Coshocton**

- Genesis HealthCare System
- Allwell Behavioral Health Services
- Mental Health Recovery & Services Board

#### **4.2.2. Guernsey**

- Genesis HealthCare System
- Allwell Behavioral Health Services
- Mental Health & Recovery Services Board
- Muskingum Valley Health Center

#### **4.2.3. Morgan**

- Genesis HealthCare System
- Allwell Behavioral Health Services
- Mental Health & Recovery Services Board
- Morgan Behavioral Health Choices
- United Way of Muskingum, Perry and Morgan Counties
- Muskingum Valley Health Center

#### **4.2.4. Muskingum**

- Genesis HealthCare System
- The Carr Center
- Zanesville-Muskingum County Health Department
- United Way of Muskingum, Perry and Morgan Counties
- Rambo Memorials Health Center
- Muskingum Valley Health Center
- Allwell Behavioral Health Services
- Mental Health & Recovery Services Board
- Muskingum Behavioral Health
- West Ohio Methodist Conference

#### **4.2.5. Noble**

- Genesis HealthCare System
- Allwell Behavioral Health Services
- Mental Health & Recovery Services Board

#### **4.2.6. Perry**

- Genesis HealthCare System

- Allwell Behavioral Health Services
- Mental Health & Recovery Services Board
- United Way of Muskingum, Perry and Morgan Counties
- Perry Behavioral Health Choices, Inc.

### **4.3. Identifying Health Problems and Needs**

The PG utilized the data elements identified through secondary data provided by state, national and local sources to define health status; the results of the Community Health Survey; and the results of the Key Informant Survey to form the basis for a prioritizing session. The members of the PG met on September 20<sup>th</sup>, October 3<sup>rd</sup>, and October 23<sup>rd</sup>, 2018 to use a voting matrix to prioritize the assessment data. The following key data were part of the matrix:

#### **4.3.1. Chronic Conditions**

- Heart disease
- Cancer
- Chronic lung conditions
- Unintentional injuries/accidents
- Alzheimer's disease
- Strokes
- Addictions/Mental Health

#### **4.3.2. Risks Associated with Chronic Conditions**

- Overweight/obese-BMI over 30
- Diabetes
- High cholesterol
- Tobacco
- Lack of sleep
- Access to healthy foods
- Physical Inactivity
- Cancer screening
- Black Lung
- Asthma
- Motor vehicle accidents
- Poisoning
- Violence
- Suicide
- Firearms
- Work related injuries
- Falls
- High blood pressure
- Opioid use
- Neonatal Abstinence Syndrome in babies
- Mental health provider ratio

- Alcohol overuse
- Communicable diseases

#### **4.3.3. Mothers and Children**

- Low birth weight
- Pre term babies
- Unwed births
- Childhood lead poisoning
- Teen births
- Children with special health care needs
- First trimester prenatal care

#### **4.3.4. Access to Care**

- Uninsured children
- Uninsured adults
- Primary care physician ratio
- Dentist ratio

### **4.4 Identify and Document Information Gaps**

GENESIS had limited resources to complete a large number of Community Health Surveys in counties surrounding Muskingum County. With limited community input from these counties, it is harder to assess their individual county level needs for the CHNA. There was some county level data available through the electronic medical record system administered by GENESIS which included high blood pressure, high cholesterol, and diabetes. Each year more data will become available through the electronic medical record system.

Most health status data that revealed local burden levels of chronic diseases, risks associated with chronic conditions, issues related to the health of mothers, children and infants, and access to care was dependent on self-reported data from state phone surveys.

#### **4.4.1. Prioritization Group Process Based on Established Criteria:**

The Prioritizing Group met twice to review available data and benchmarks, key informant interviews, surveys and all available county needs assessments. A ranking of 1 to 5 was used when voting on five criteria per key data element. Below are the criteria and the scale of 1 to 5:

- A. **Burden/Scope:** what is the level of health risk for those in our community; how many people in the service are affected by the health issue
  - a. **Ranking:**
    - i. 1. Means highest level of health risk and most people affected by this health issue
    - ii. 2. Means high level of health risk and many people affected by this health issue
    - iii. 3. Means neutral/average
    - iv. 4. Means low level of health risk and some people affected by this health issue
    - v. 5. Means lowest level of health risk and least people affected by this health issue
- B. **Urgency:** is this a severe problem, needs urgent attention
  - a. **Ranking:**
    - i. 1. Means most severe problem that needs immediate attention
    - ii. 2. Means severe problem that needs attention



- iii. 3. Means neutral/average
  - iv. 4. Means less severe problem that needs some attention
  - v. 5. Means least severe problem that needs least attention
- C. **Feasibility/Resources:** can we improve the burden of this health issue in the next 3 years; are resources available to address this health issue
- a. **Ranking:**
    - i. 1. Means most resources available to improve this health issue
    - ii. 2. Means many resources available to improve this health issue
    - iii. 3. Means neutral/average
    - iv. 4. Means less resources available to improve this health issue
    - v. 5. Means least resources available to improve this health issue
- D. **Disparity:** there is a higher level of this health issue and less resources to address this issue for the vulnerable; underserved/poverty; those of a certain race, age, gender, culture; those with disabilities; etc.
- a. **Ranking:**
    - i. 1. Means highest level for this health issue and least resources for specified populations
    - ii. 2. Means high level for this health issue and little resources for specified populations
    - iii. 3. Means neutral/average
    - iv. 4. Means low level for this health issue and more resources for specified populations
    - v. 5. Means lowest level for this health issue and many resources for specified populations

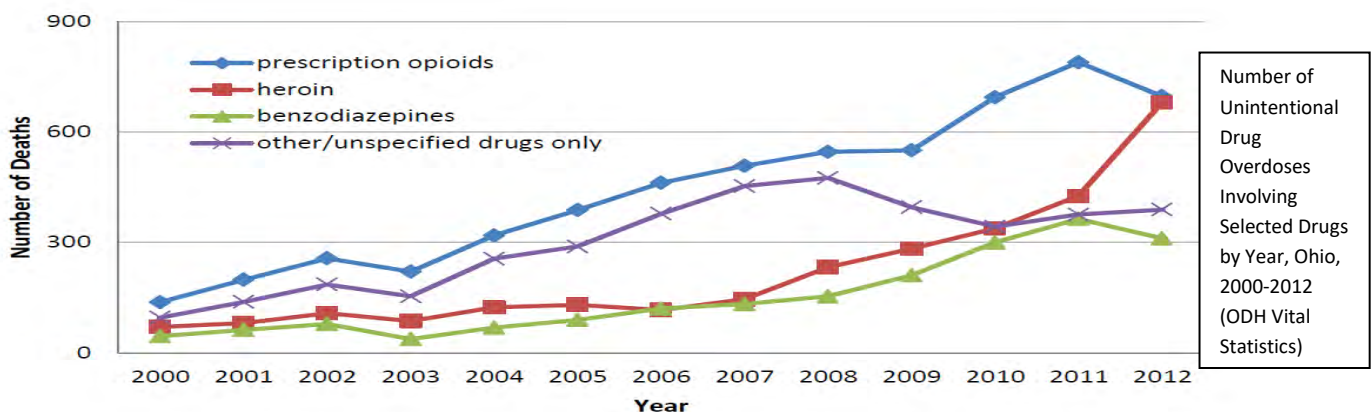
The scores were compiled to identify the top health conditions, risk factors or behavioral risks, issues for women, children and infants, and access to care issues. The next four sections will describe these top issues for the GHSA community members, leaders and Genesis Hospital.

#### 4.4.2. The Top Priority Chronic Conditions

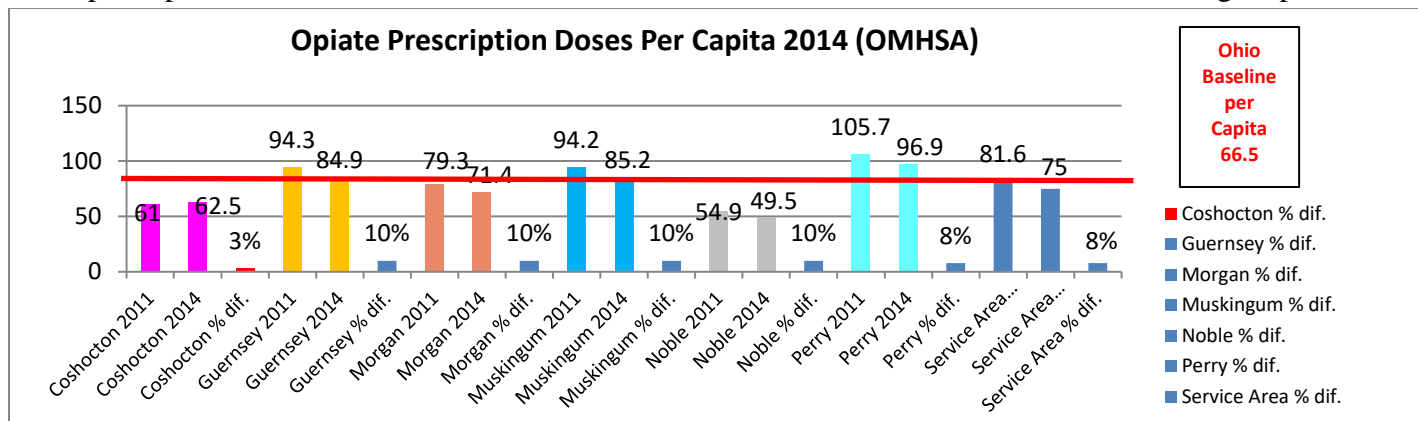
Based on the combined member scores from the prioritization process, the following are the top chronic conditions.

##### 4.4.2.A. Chronic Condition Priority 1: Addictions/Mental Health

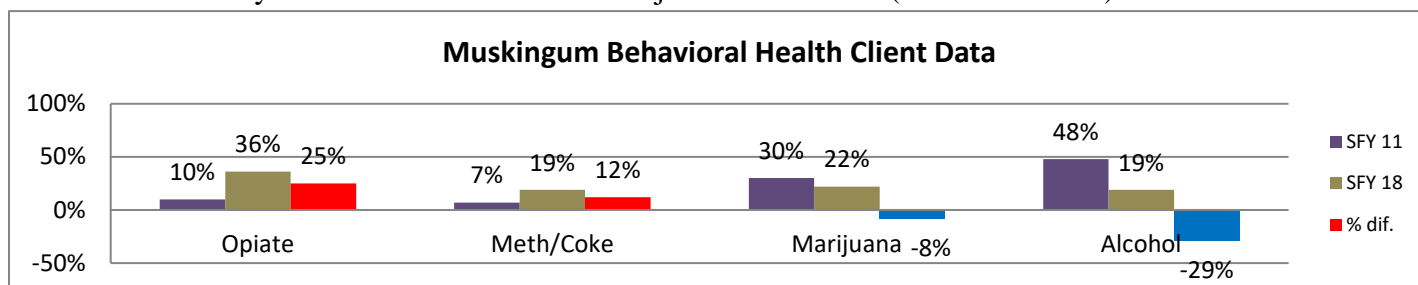
One in four Americans experiences a mental illness or substance abuse disorder each year, and the majority also has a co-morbid physical health condition. **Over 60 overdoses have been documented per month in the GENESIS Emergency Room since January of 2018.** According to Ohio Department of Health (ODH), in Ohio, overdoses deaths sky-rocked from 2000-2011 and started a downward turn as people shifted to heroin (See chart below).



Opioid prescription doses per capita from 2011-2014 (Office of Mental Health and Substance Abuse-OMHSA) in the GHSA had decreased by 8% (See chart below). The GHSA was higher than Ohio for opiate prescription doses per capita in four of six counties, but as evidenced in the chart above, heroin use is taking its place.



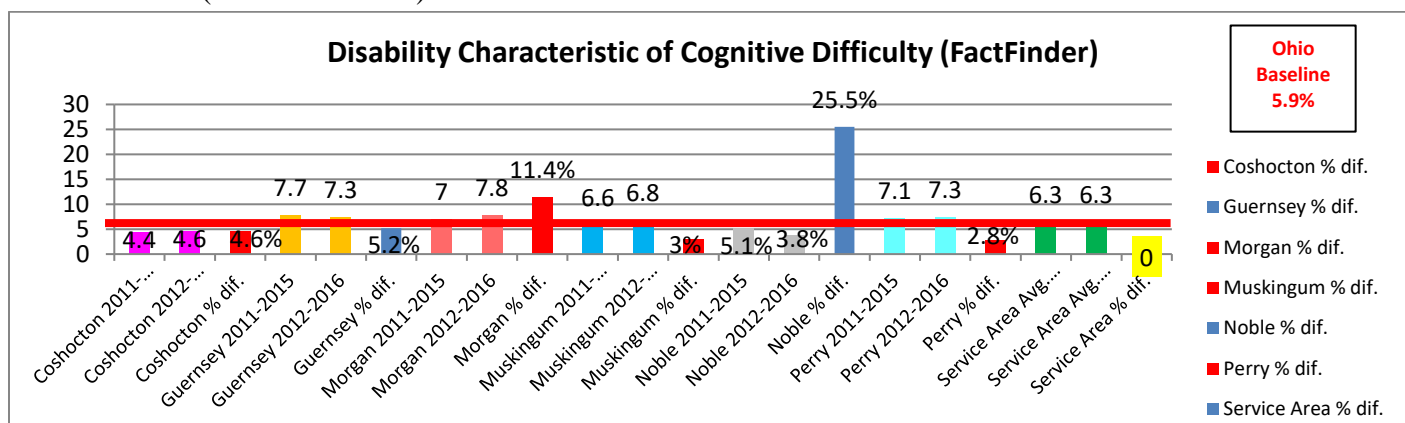
Muskingum Behavioral Health reported that from 2011 to 2018 there had been an increase in opiate and meth/cocaine use by clients and a decrease in marijuana and alcohol (See chart below).



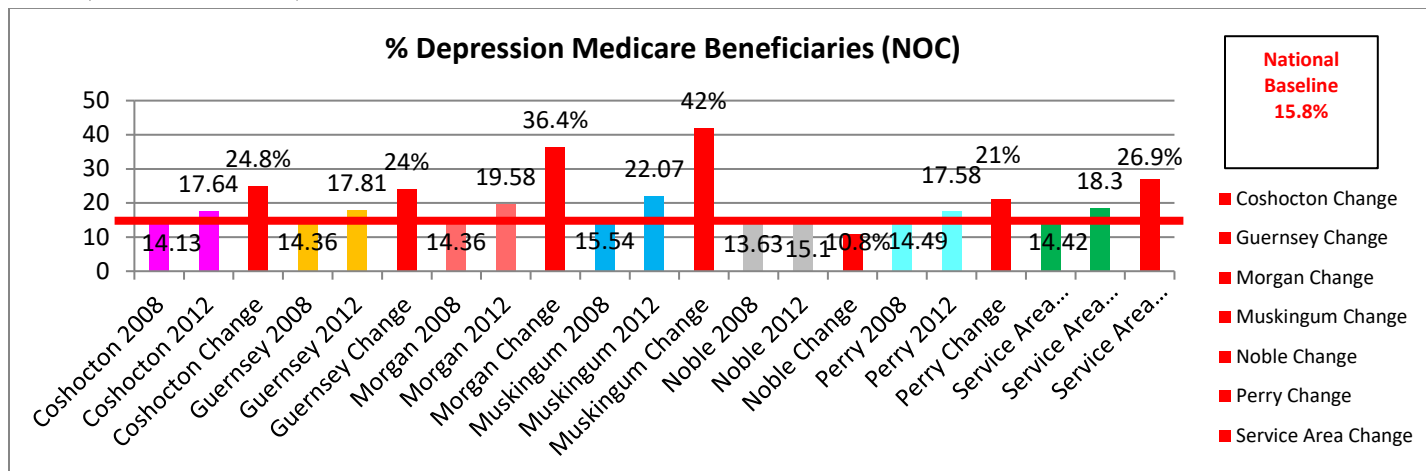
Along with addictions, there are many other mental health issues for the GHSA. Those with cognitive difficulties are part of the picture of this burden. For Muskingum Valley Health Center's Mental Health Services they see 15,581 clients annually and below are the diagnoses.

- Alcohol related disorders .5%
- Other substance related disorders (excluding tobacco use disorders) 13.8%
- Depression and other mood disorders 29.5%
- Anxiety disorder including PTSD 10.7%
- Attention deficit and disruptive disorders 4%
- Other mental disorders (excluding drug or alcohol dependence) 38%

According to 2012-2016 FactFinder, an average of 6.3% for the GHSA had cognitive difficulties compared to 5.9% for Ohio (See chart below).

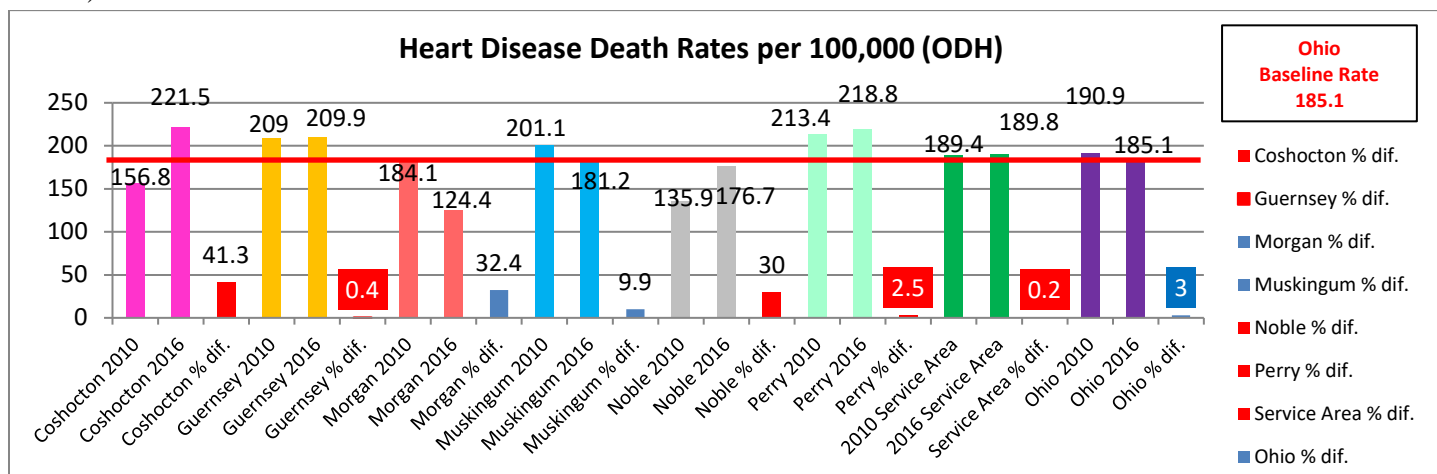


Depression is a portion of the burden of mental illnesses. According to 2012 Network of Care (NOC) Depression diagnoses affected a GHSA average of 18.30% of Medicare beneficiaries compared to 15.8% for Ohio (See chart below).

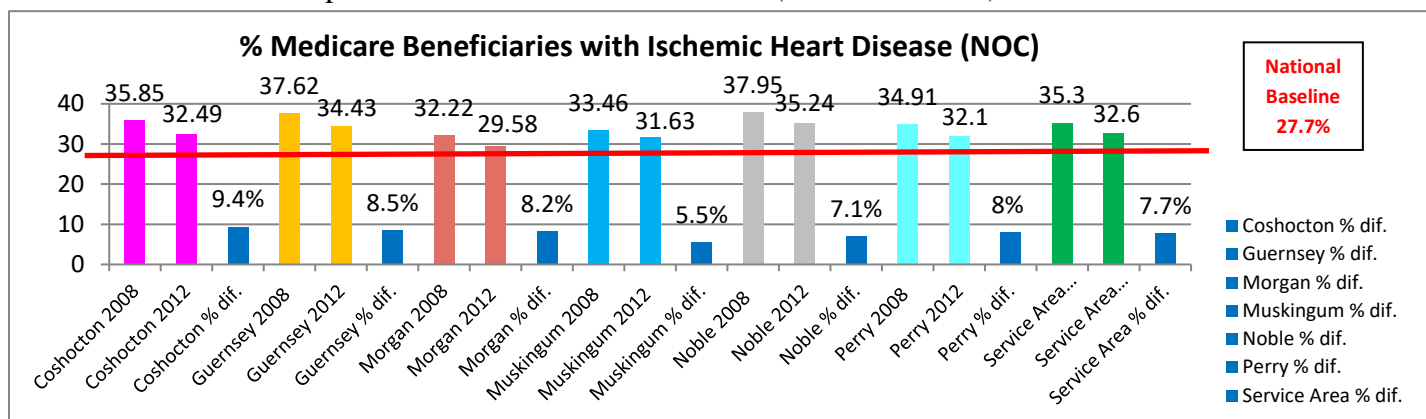


#### 4.4.2.B. Chronic Condition Priority 2: Heart Disease

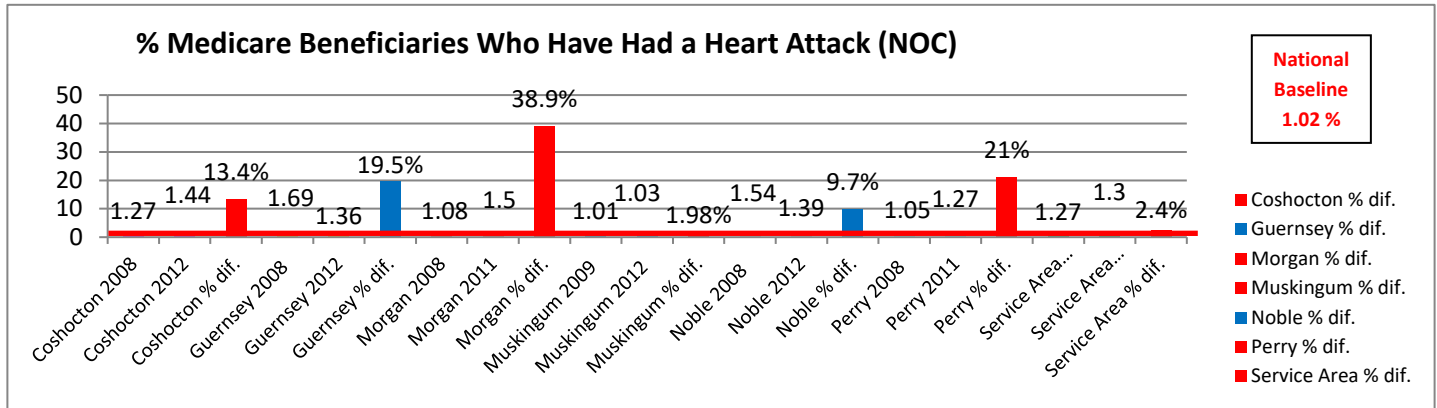
Heart disease was the number one leading cause of death in the GHSA and the number one leading cause of death in Ohio with an average for GHSA a rate of 189.8 compared to Ohio (185.1) according to 2016 ODH. Muskingum, Noble, and Morgan counties rates are lower than Ohio with the other three higher (See chart below).



Ischemic heart disease was an underlying factor for heart disease. Heart disease was a direct cause of heart attacks. According to 2012 NOC, for those 65 and older, the risk of ischemic heart disease was higher in the GHSA than the national percent for Medicare beneficiaries (See chart below).

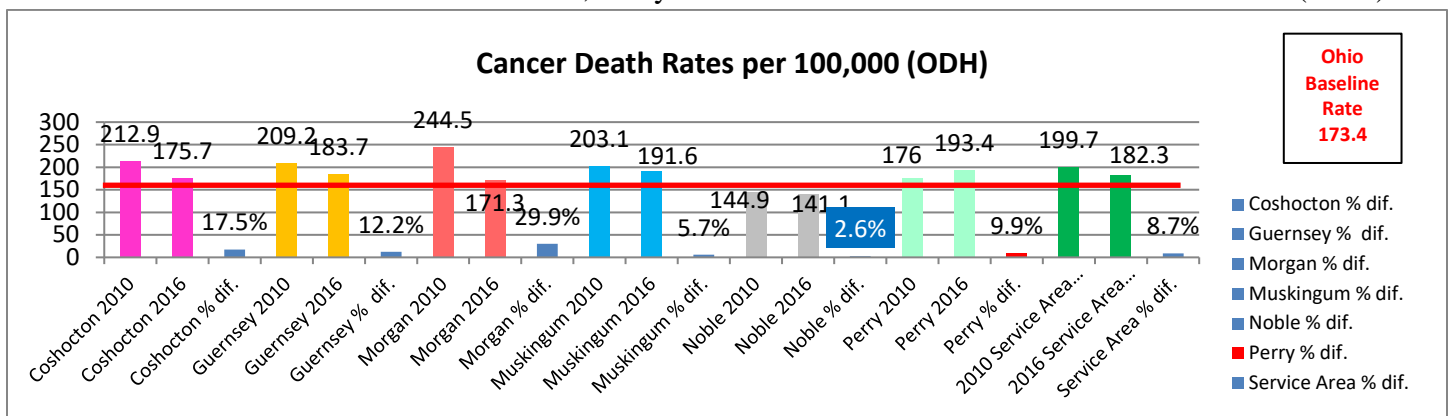


According to 2012 NOC, for those 65 and older, the percent of those who had a heart attack was higher in the GHSA than the national percent for Medicare beneficiaries (See chart below).

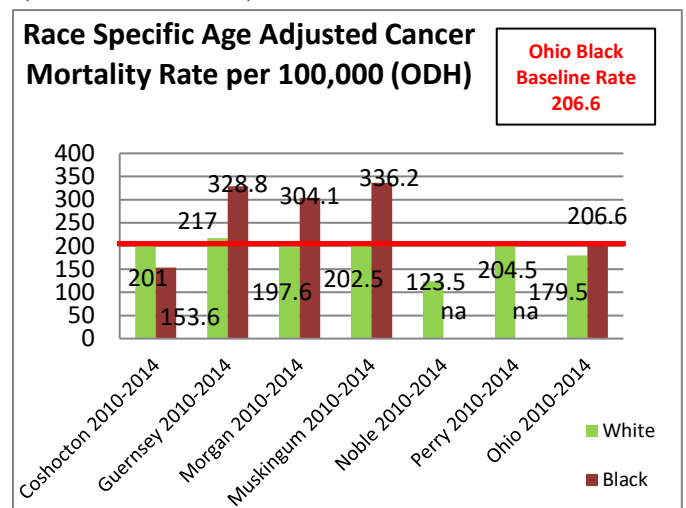
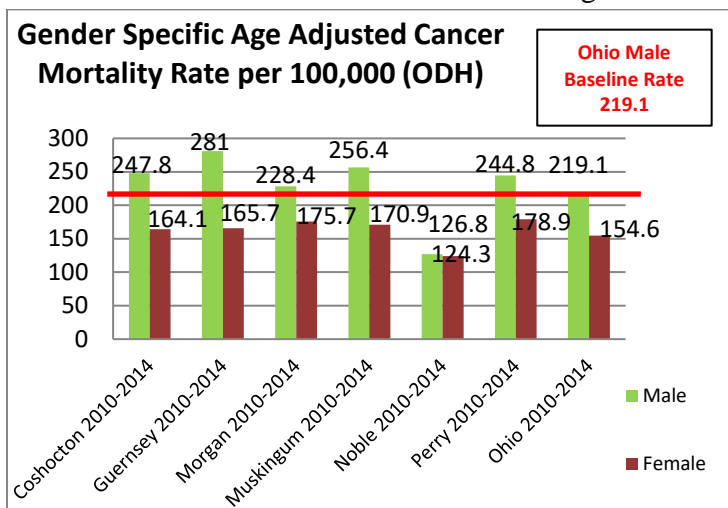


#### 4.4.2.C. Chronic Condition Priority 3 (Tied): Cancer

Cancer was the GHSA second leading cause of death and the Ohio second leading cause of death according to 2016 ODH. Four out of six counties in the GHSA had higher rates than Ohio for cancer deaths. The average GHSA rate of 182.3 is higher than Ohio at 173.4 (See chart below). “Cancer is not one disease but many; there are more than a 100 different kinds of cancer, many of which have different causes and risk factors” (ODH).

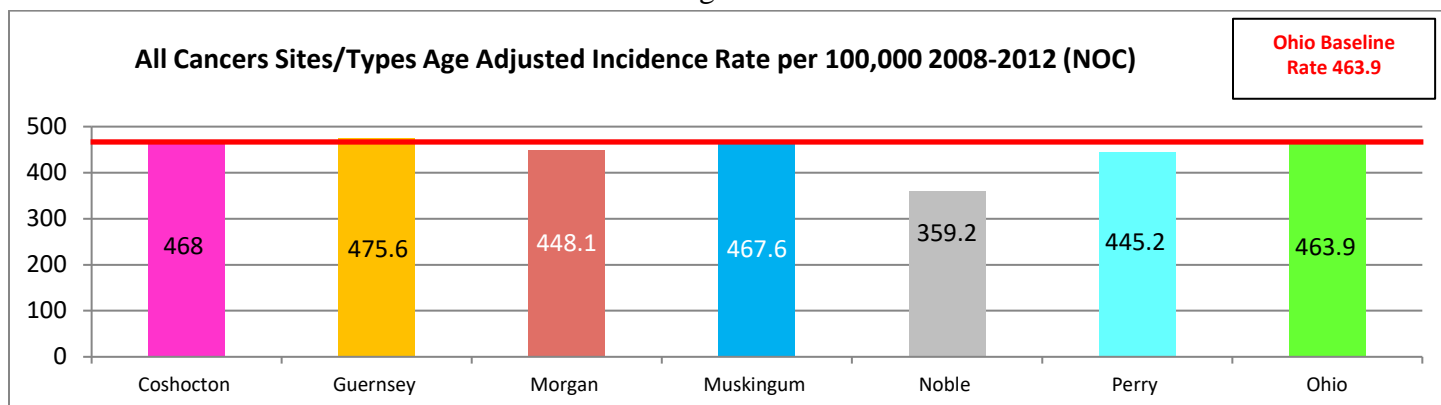


According to 2010-2014 ODH, all six GHSA counties had higher age adjusted cancer mortality rates for males than females. Blacks had higher age adjusted cancer mortality rates than whites in three out of six counties and for those three counties the rates are much higher than Ohio (See charts below).

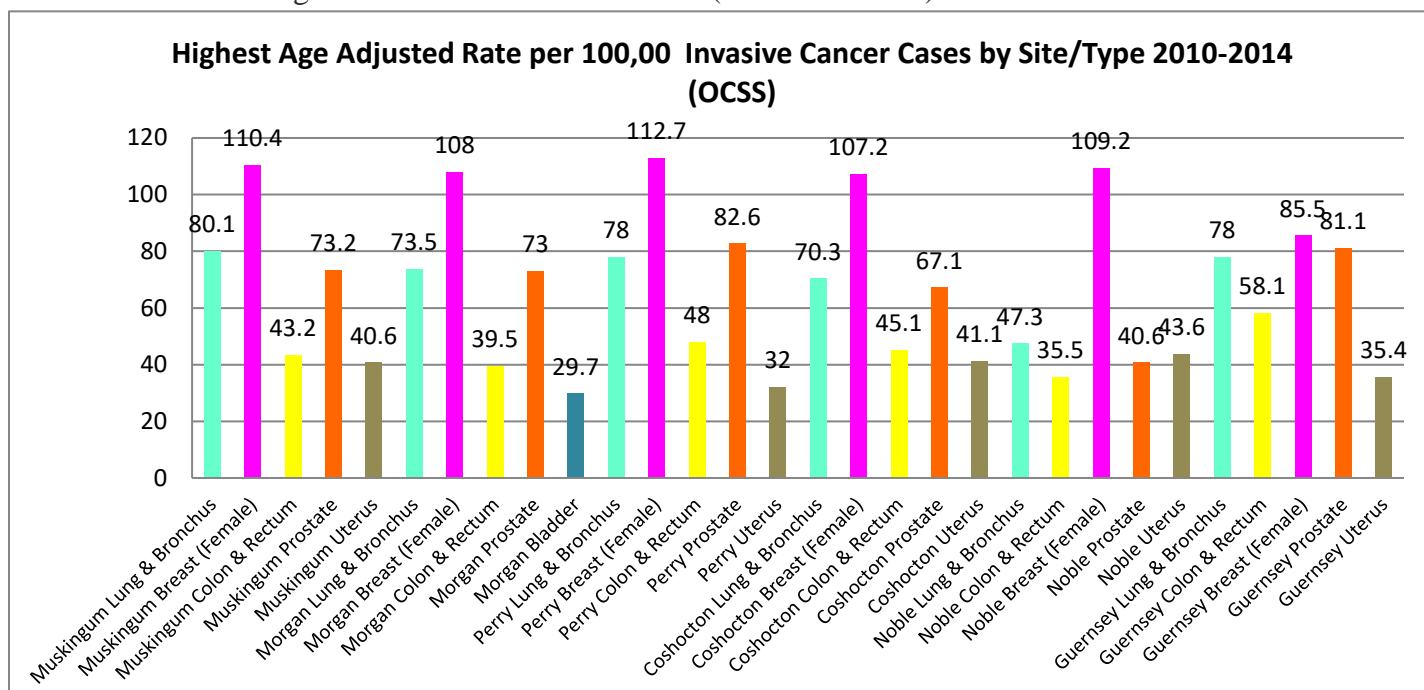




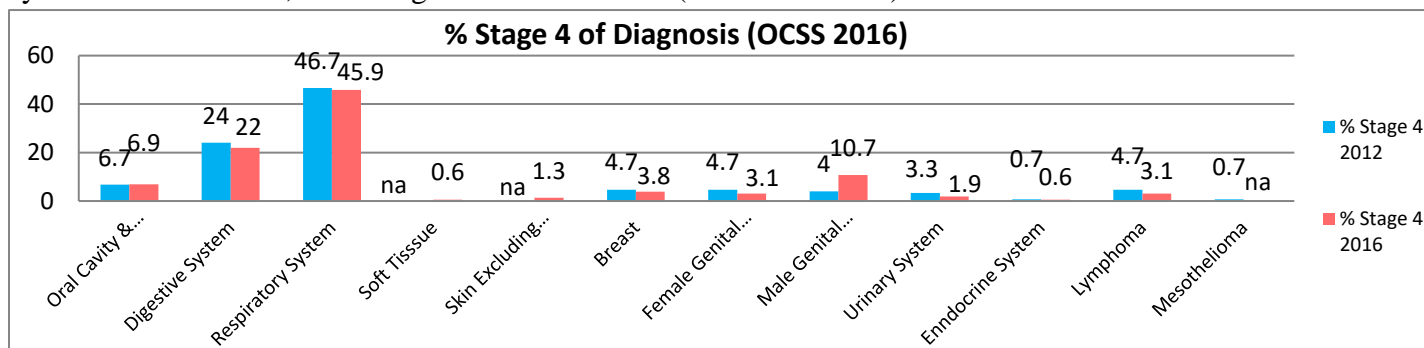
The chart below reveals the incidence rates for all cancers sites and types age adjusted in the GHSA according to 2008-2012 NOC. Three out of six counties had a higher rate than Ohio.



All six counties in the GHSA had the highest rate of invasive cancer cases for breast cancer according to the 2010-2014 Ohio Cancer Surveillance System (OCSS). The second highest rate in four out of six counties was for invasive cancer cases for lung and bronchus cancer. Prostate cancer was the second highest rate in Guernsey and Perry counties. Colon and rectum cancer was the fourth highest rate in all six counties. Uterine cancer was the fifth highest rate in five of six counties (See chart below).



The highest % of Stage 4 diagnosis was respiratory system followed by digestive system and male genital system for the GHSA, according to the 2016 OCSS (See chart below).

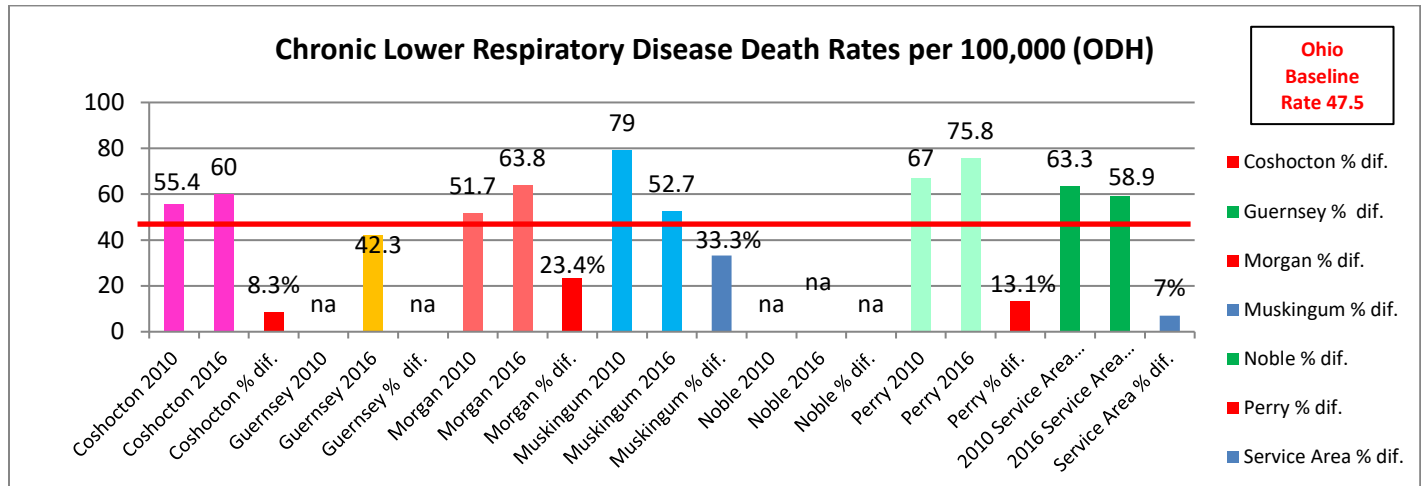


#### 4.4.2. D. Chronic Condition Priority 3 (Tied): Chronic Lung Conditions

Major conditions that can cause chronic lung conditions include chronic lower respiratory diseases (CLRD), asthma, and Black Lung.

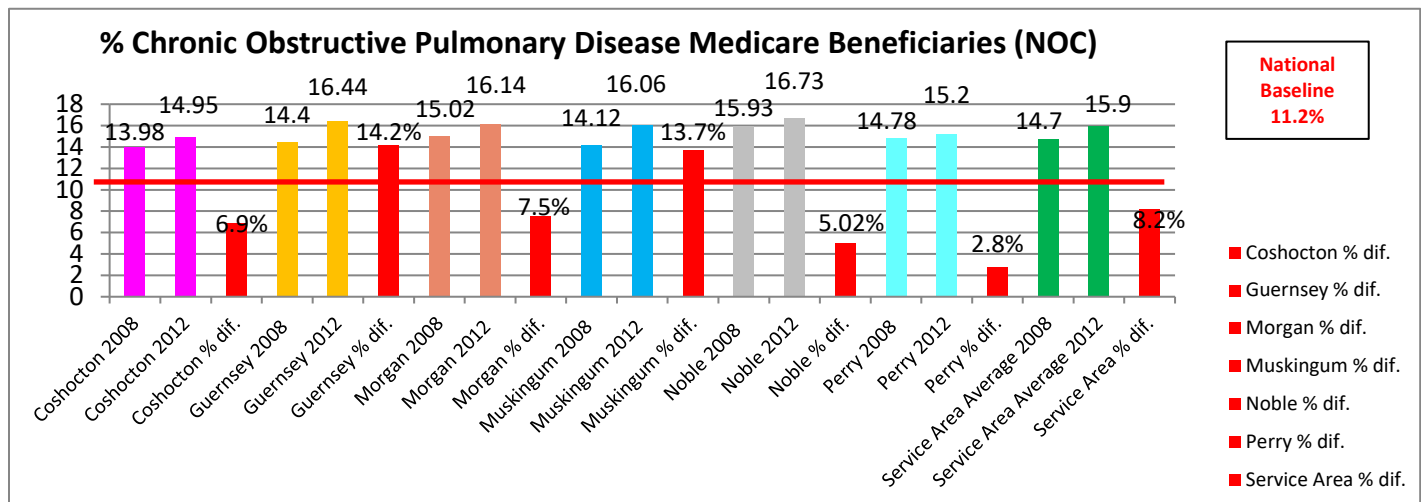
##### Chronic Lower Respiratory Diseases

According to 2016 ODH, the number three leading cause of death in the GHSA was CLRD. The GHSA average rate of CLRD deaths was higher at 58.9 than Ohio at 47.5 (See chart below).



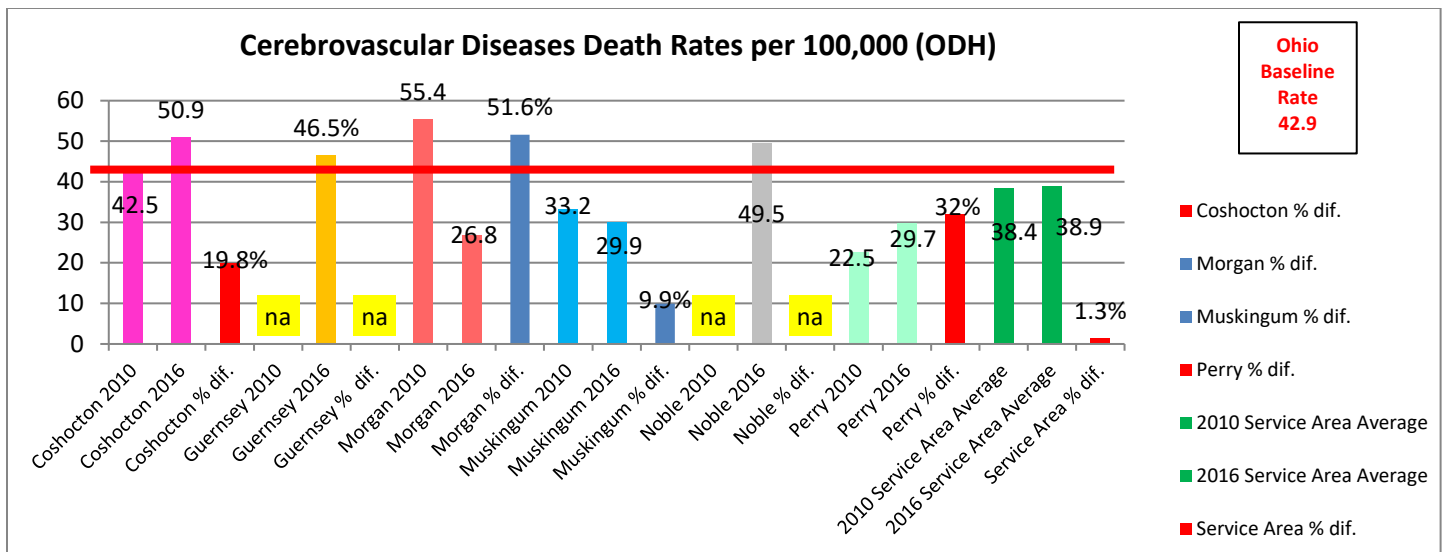
##### Chronic Obstructive Pulmonary Disease

The GHSA average 15.9% of Medicare beneficiaries with chronic obstructive pulmonary disease was higher than the national 11.2%, according to 2012 NOC (See chart below).



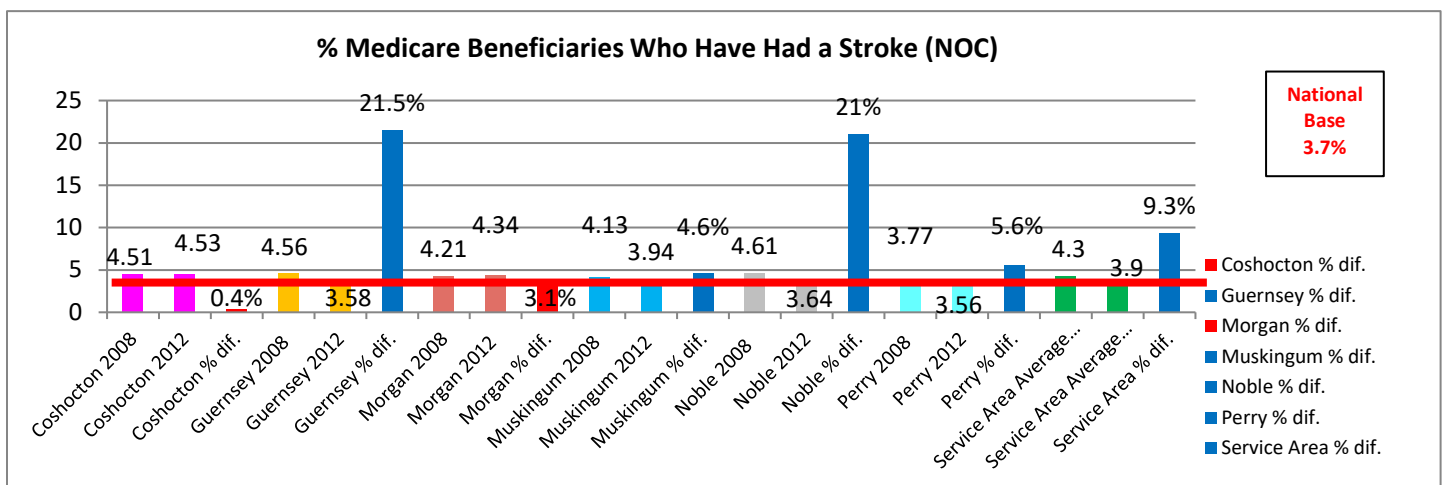
#### 4.4.1. E. Chronic Condition Priority 4: Strokes

According to 2016 ODH, strokes are the sixth leading cause of death for the GHSA. The GHSA average rate, 38.9/100,000, was lower than Ohio (42.9). Coshocton and Morgan counties were higher than the other counties (See chart on the next page).



### Strokes and Medicare Beneficiaries

The GHSA average 3.9% of Medicare beneficiaries who had a stroke was higher than the national 3.7%, according to 2012 NOC (See chart below).



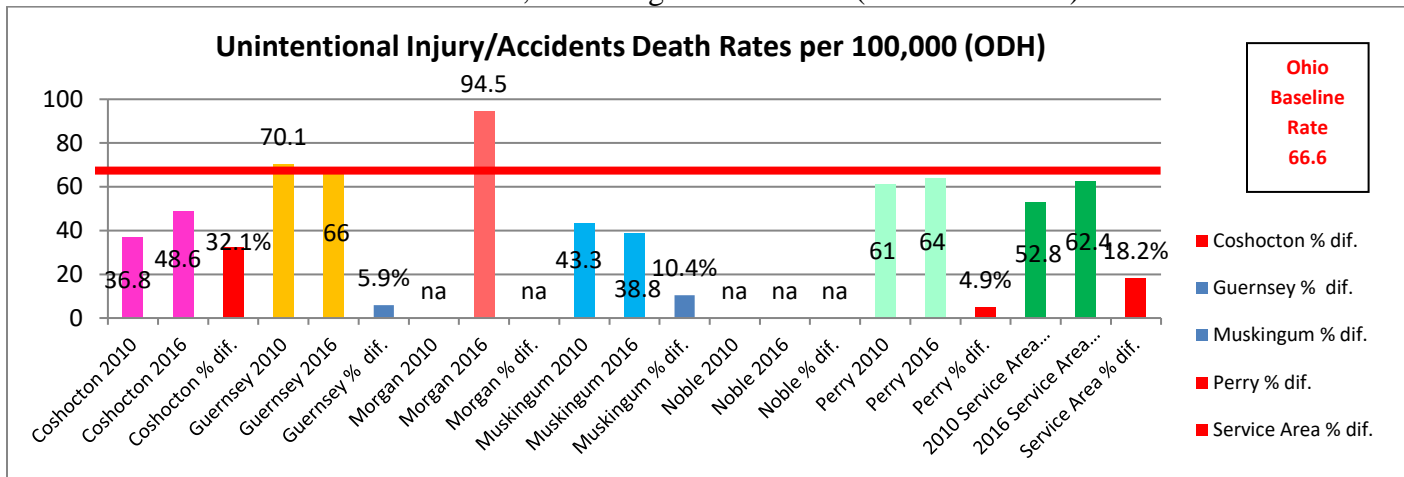
### 4.4.1.F. Chronic Condition Priority 5: Unintentional Injuries/Accidents

ODH reported from 2006-2009 the leading causes of injury death by age group for Ohio (See chart below).

Age Group	1st-leading Cause	2nd-leading Cause
< 1 year	Suffocation	Homicide
1 to 4	Homicide	Drowning
5 to 9	Motor vehicle traffic	Homicide
10 to 14	Motor vehicle traffic	Suicide
15 to 19	Motor vehicle traffic	Suicide
20 to 24	Motor vehicle traffic	Suicide
25 to 34	<a href="#">Overdose</a>	Suicide
35 to 44	<a href="#">Overdose</a>	Suicide
45 to 54	<a href="#">Overdose</a>	Suicide
55 to 64	Suicide	Motor vehicle traffic
65 to 74	<a href="#">Falls</a>	Suicide
75 to 84	<a href="#">Falls</a>	Motor vehicle traffic
85+	<a href="#">Falls</a>	Not specified
All ages	<a href="#">Drug Overdose</a>	Suicide

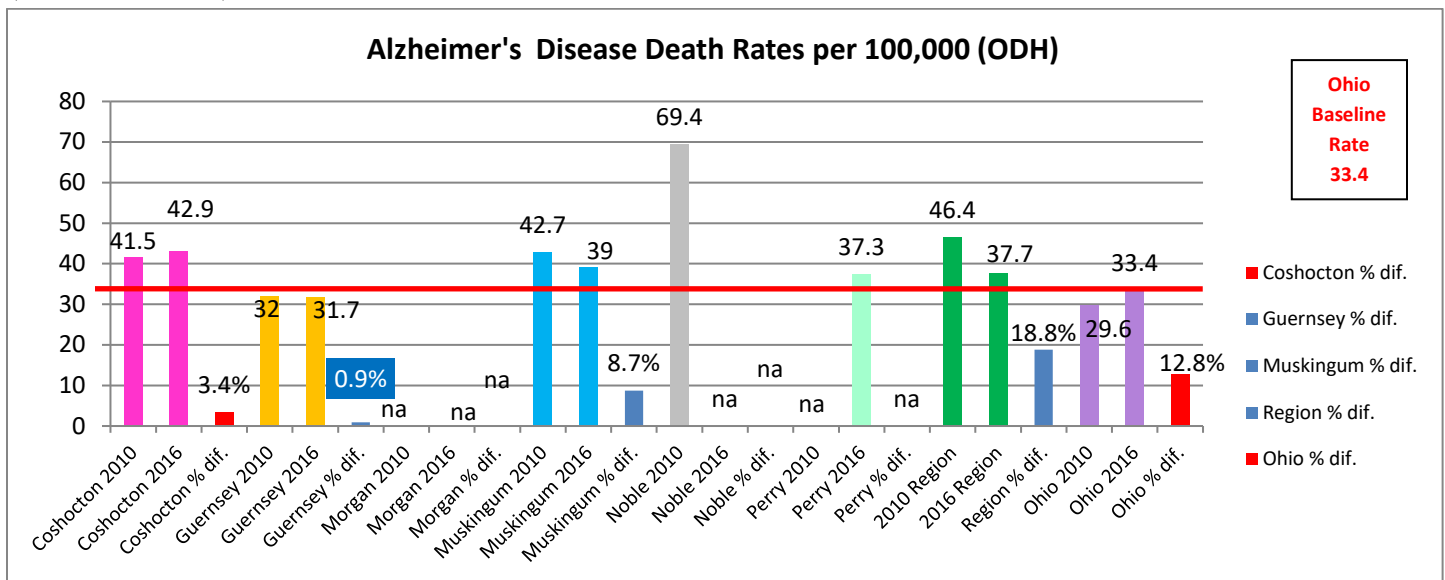
Source: ODH Vital Statistics

Unintentional injuries/accidents were the fourth leading cause of death in the GHSA. The GHSA average death rate of 62.4 was lower than Ohio at 66.6, according to 2016 ODH (See chart below).



#### 4.4.1.F. Chronic Condition Priority 6: Alzheimer's Disease

Alzheimer's disease—a progressive and fatal condition in which cells in certain parts of the brain are destroyed—creates severe problems in memory, judgment, ability to organize simple tasks and even speech. The most common form of irreversible dementia, the condition has no cure or even disease-modifying treatment. According to 2016 ODH, this condition was the number six average cause of death for the GHSA (See chart below).



Nationally, an estimated 5.3 million Americans have Alzheimer's disease in 2015. Age was the single greatest risk factor for the disease. One in nine people 65 and older (11 percent) have Alzheimer's.

- 5.1 million Americans with Alzheimer's are 65 or older.
- Younger-onset Alzheimer's affects an additional 200,000 people.
- About one-third of people who live to be 85 or older develop Alzheimer's.
- The vast majority of those with Alzheimer's are 75 or older—81 percent.
- Almost two-thirds of those with Alzheimer's are women. Earlier thinking was that this difference was because women live longer on average than men, but some studies suggest some increased risk may be directly linked to gender. Biological and genetic factors are cited in some studies, including one



genotype that has a stronger association with Alzheimer’s in women than in men. In other studies, life experiences such as type and amount of education and occupation may play a role.

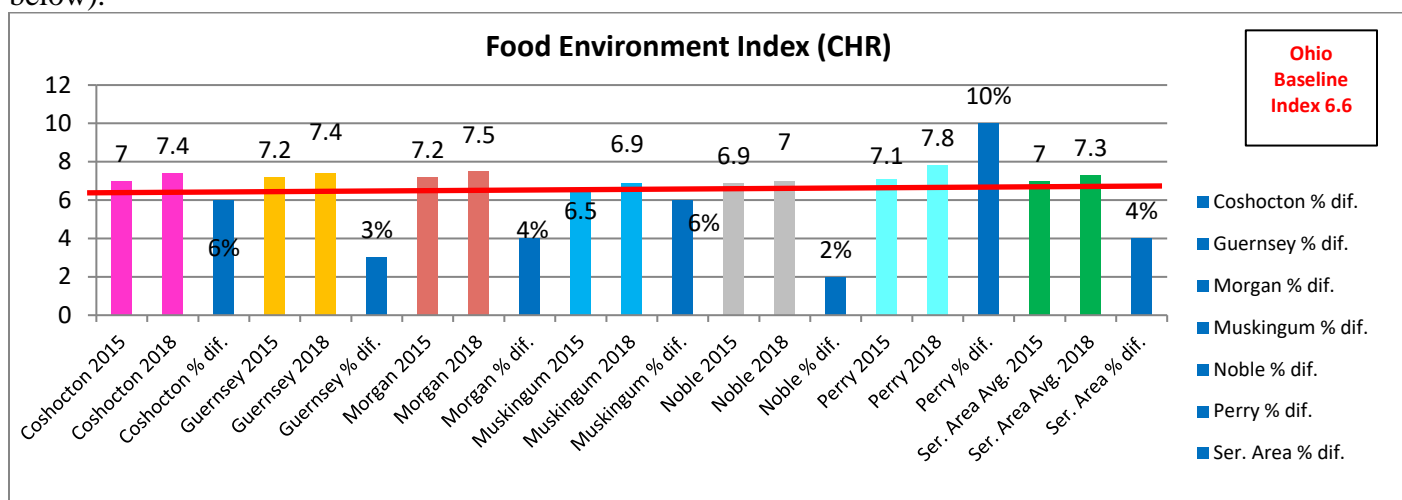
- Older African-Americans are twice as likely to develop Alzheimer’s and older Hispanics are one and one half times as likely to have the disease and other forms of dementia as compared to older whites. Differences in health, lifestyle and socioeconomic risk seem to account for the disparity, not genetic factors related to race and ethnicity.

The 10 states with the smallest projected 10-year increase—between 14.3 and 21.6 percent—are Indiana, Iowa, Kansas, Missouri, Nebraska, New York, North Dakota, Ohio, Pennsylvania and Wisconsin (Alzheimer’s Association 2015). State and local data was not available to fully assess this condition in the GHSA for those living with Alzheimer’s disease.

## 4.4.2. Risks Associated with the Leading Chronic Conditions

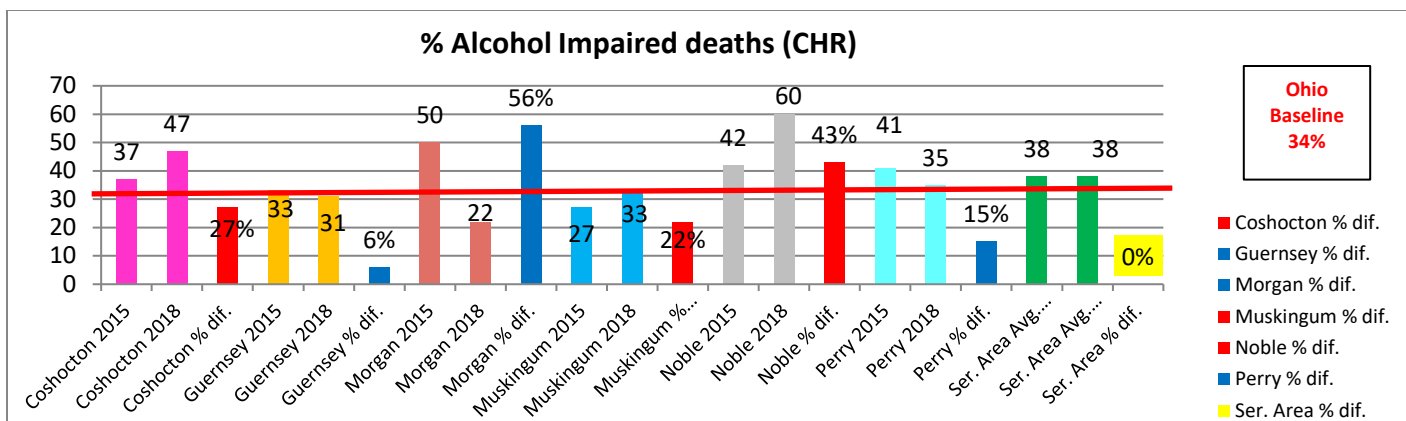
### 4.4.2.A Access to Healthy Foods

Access to a healthy foods and food environment affects a person’s ability to eat healthy. Unhealthy eating puts people at risk of heart disease, cancer, strokes, Alzheimer’s disease, diabetes and obesity. The CHR used an index of factors that contributed to a healthy food environment 0 (worst) to 10 (best). The Food Environment Index is comprised of two variables: 1) Limited access to healthy foods from the USDA’s Food Environment Atlas which estimates the percentage of the population who are low income and do not live close to a grocery store, and 2) food insecurity for Feeding America estimates the percentage of the population who do not have access to reliable source of food during the past year. According to 2018 CHR, the GHSA had a higher Index rating than Ohio, but many areas still do not have stores or locations to purchase fresh product (See chart below).

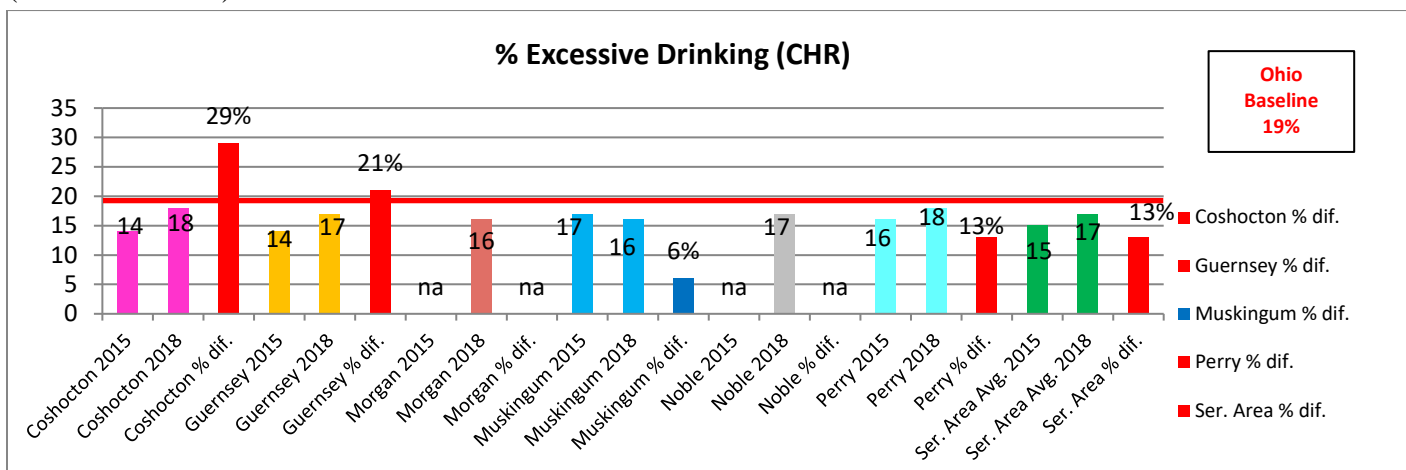


### 4.4.2.B. Alcohol Overuse

Overuse of alcohol not only causes disruptions of normal brain functions, but also can lead to high blood pressure, cardiomyopathy, coronary heart disease, strokes, cancer, liver problems, a weakened immune system, and Alzheimer’s disease. Alcohol overuse puts people at risk of accidents and injuries. According to 2018 CHR, the GHSA had a higher average percent of alcohol impaired deaths at 38% than Ohio at 34% (See chart on next page).

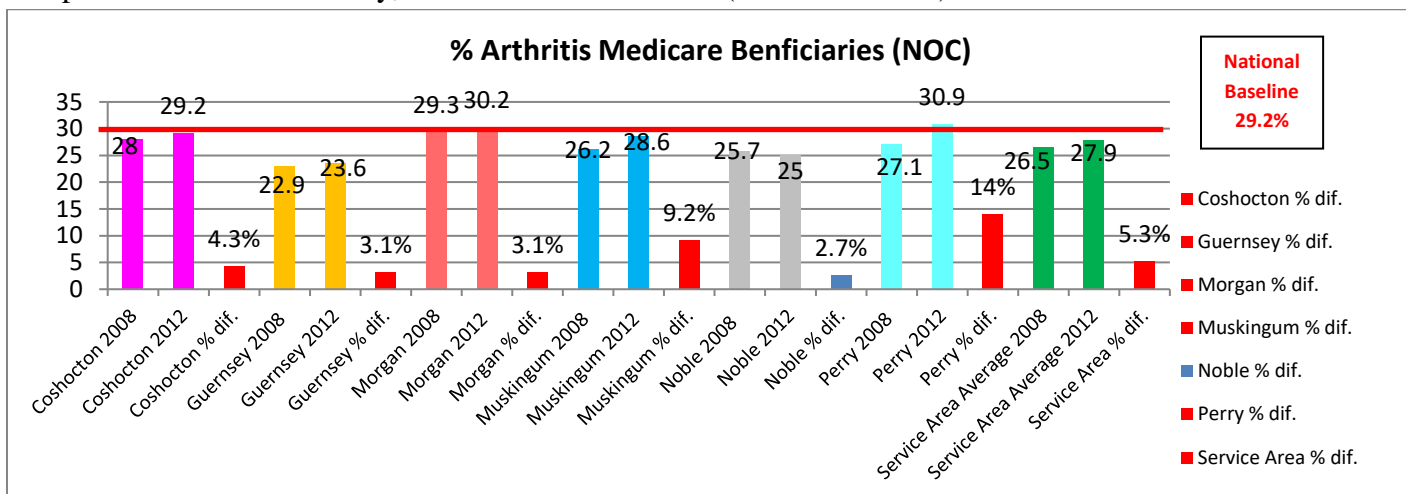


The 2018 CHR reported that for the GHSA, an average of 17% excessively drink compared to 19% for Ohio (See chart below).



#### 4.4.2.C. Arthritis

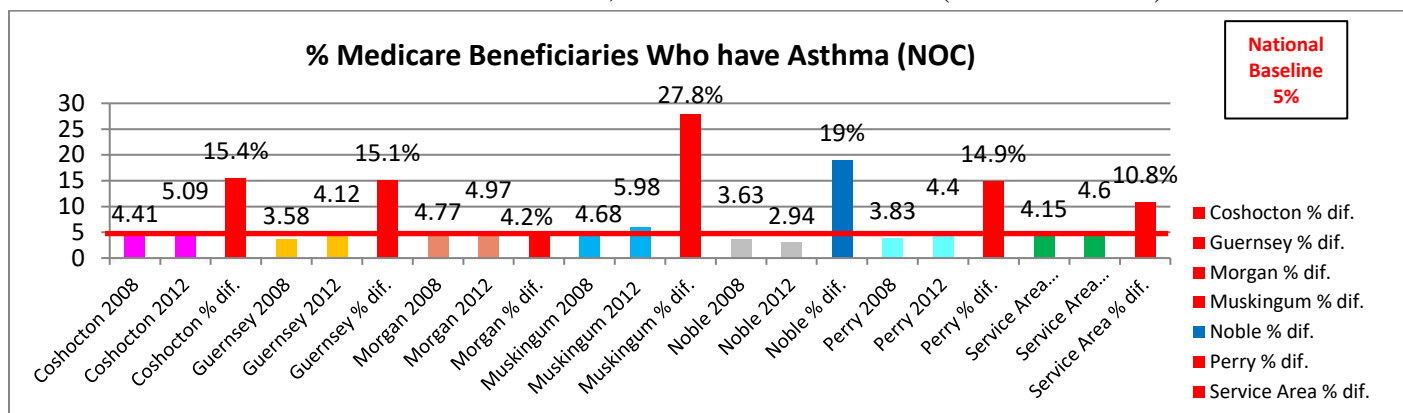
Those with arthritis are at risk for falling and injuries. Those with arthritis are at risk of overuse of pain medications also. For the GHSA there was an average of 27.9% Medicare beneficiaries who had arthritis compared to 29.2% nationally, based on the 2012 NOC (See chart below).



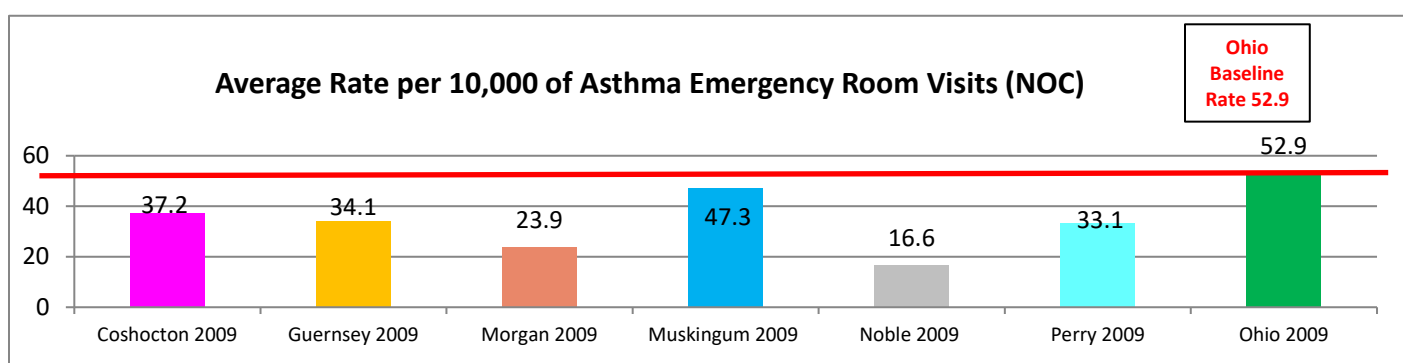
#### 4.4.2.D. Asthma

Asthma puts people at risk for pneumonia and other chronic lung conditions as well as heart disease. Major risk factors for asthma include smoking, second hand smoke and avoidance of irritants that may contribute to

COPD, like chemical fumes, air pollution, and dust. The GHSA has a lower average of 4.6% Medicare beneficiaries with asthma than the national 5%, based on the 2012 NOC (See chart below).



All the counties in the GHSA rate per 10,000 for asthma emergency room visits fall below the Ohio rate, based on the 2009 NOC (See chart below).



#### 4.4.2.E. Black Lung

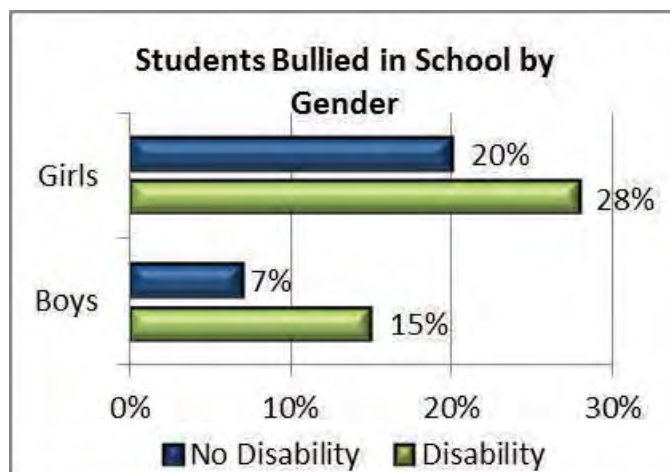
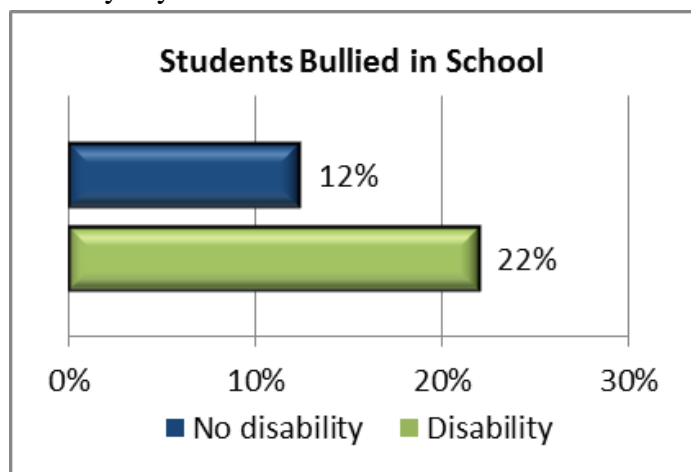
Coal workers' pneumoconiosis, also known as **black lung** disease or **black lung**, is caused by long-term exposure to coal dust. Black Lung puts persons at risk for cancer, chronic lung conditions, and heart disease. It is common in coal miners and others who work with coal. Ohio has a long history of coal miners as a workforce. The US Department of Labor's Division of Coal Miners Workers' Compensation reported in 2017 that Ohio had 56,156 claims filed for Black Lung costing \$9,600,022 in disbursements (See chart below).

Ohio Black Lung Claims	2012	2017
All the filings since July 1, 1973, including terminated, non-approved claims and Medical Benefits Only claims (MBO)s	48,058	56,156
MBOs claims	32	15
Active claims in pay status; excluding MBOs, including Trust Fund, interim and RO pay claims	1,603	1,015
Disbursements of income and medical benefits for all Part C claims including claims paid by the Trust Fund and claims in interim status. Does not include benefits paid by responsible coal mine operators and insurers.	\$13,431,195	\$9,600,022.38

#### 4.4.2. F. Bullying

Bullying can put individuals at risk for mental health issues and accidents/injuries. The 2013 Ohio Youth Risk Behavior Survey examined the relationship between risk populations and a number of health-risk behaviors. The YRBS was an anonymous and voluntary survey among random samples of high school students in 44 public and private high schools collected by ODH in Ohio in 2017. In the charts on the next page, 22% of

students bullied had disabilities and 12% did not for a total of 34% of students bullied. More girls were bullied than boys by almost 15%.

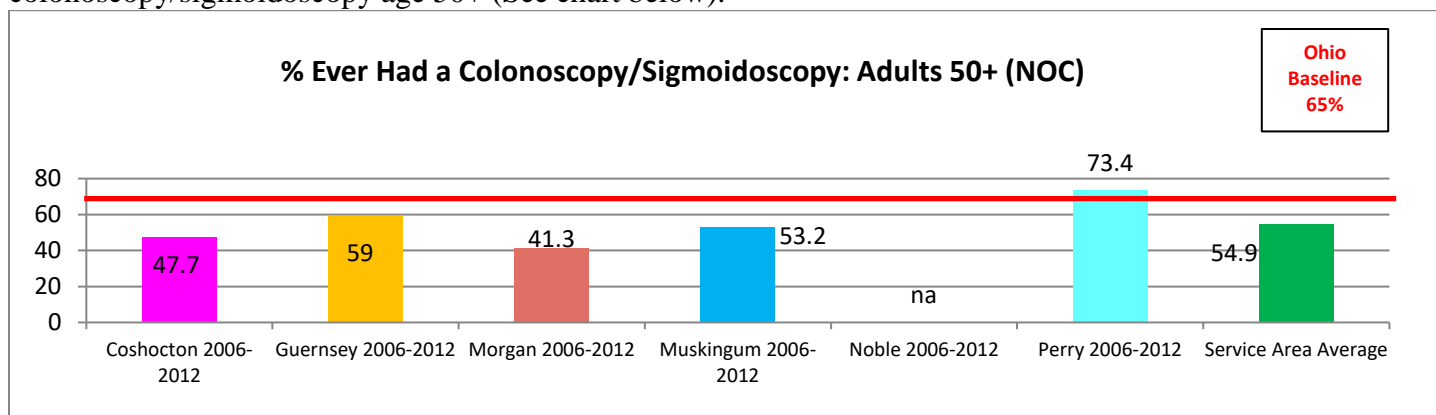


#### 4.4.2. G. Cancer Screening

Cancer screening can help detect cancer at early stages to avoid adverse effects of cancer, lung conditions, and other illnesses related to advanced cancer. People who do not get screened based on the recommended guidelines are at risk of not detecting cancer in its early stages.

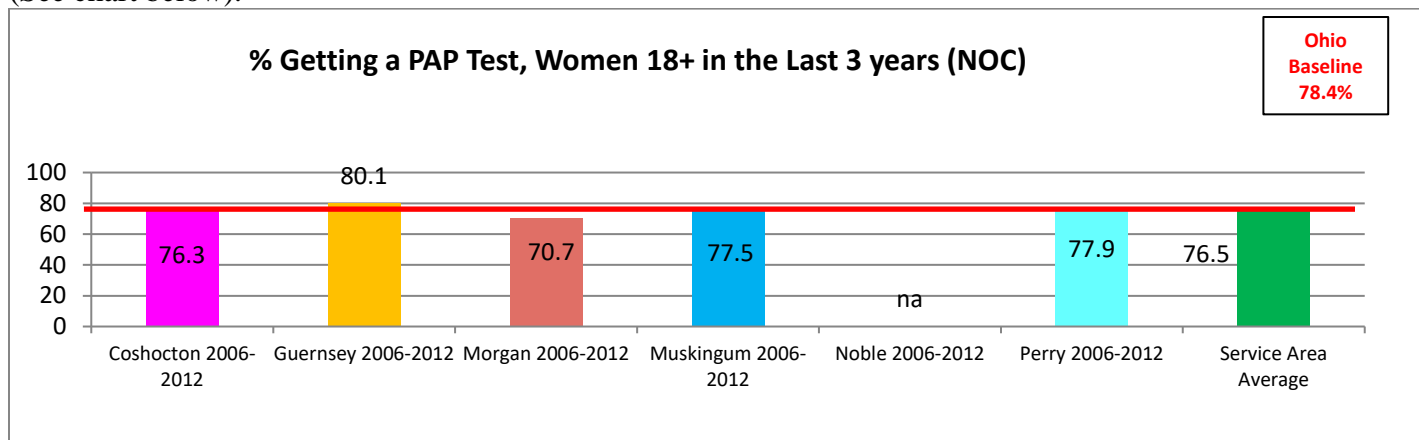
##### Colonoscopy/Sigmoidoscopy

Based on the 2012 NOC, the GHSA had four out of five counties that were lower than Ohio for ever having a colonoscopy/sigmoidoscopy age 50+ (See chart below).



##### PAP Test

Only one GHSA county was higher in % of women 18+ getting a Pap test than Ohio, based on the 2012 NOC (See chart below).

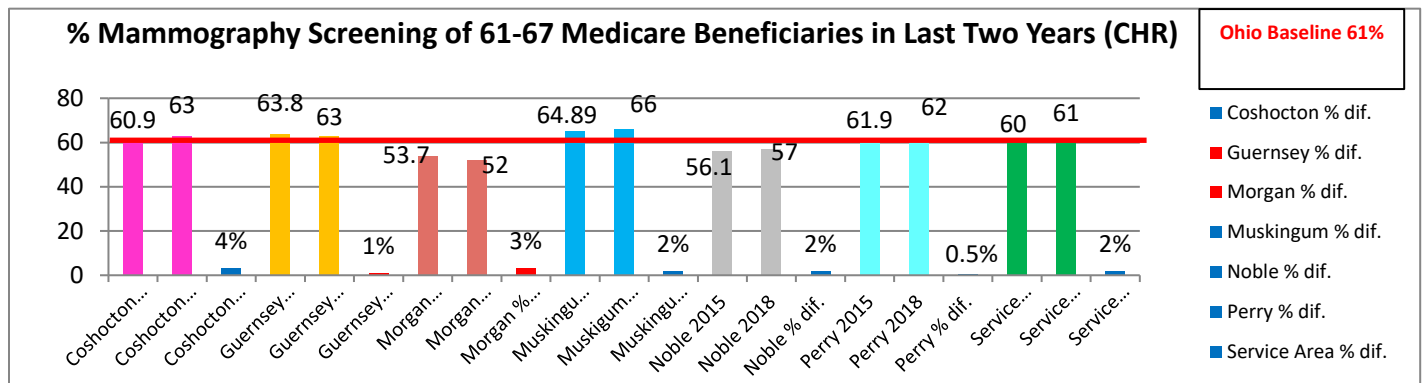


## Prostate Exam and Mammography

For 2008-2016, ODH reported for Ohio that the percentage of men aged 40+ who had a prostate exam within the past two years increased from 36.7% to 39% (See chart below). This was low compared to the recommended guidelines.

Prostate Exam Ohio	Yes 2008	Yes 2016	No 2008	No 2016
Percent (%)	36.7	39	63.3	61

According to the 2018 CHR, four out of six counties had a higher percentage of 61% for women screened for mammograms than Ohio (See chart below). The American Cancer Society recommends annual mammograms for women 45-54 and every two years for those 55+.

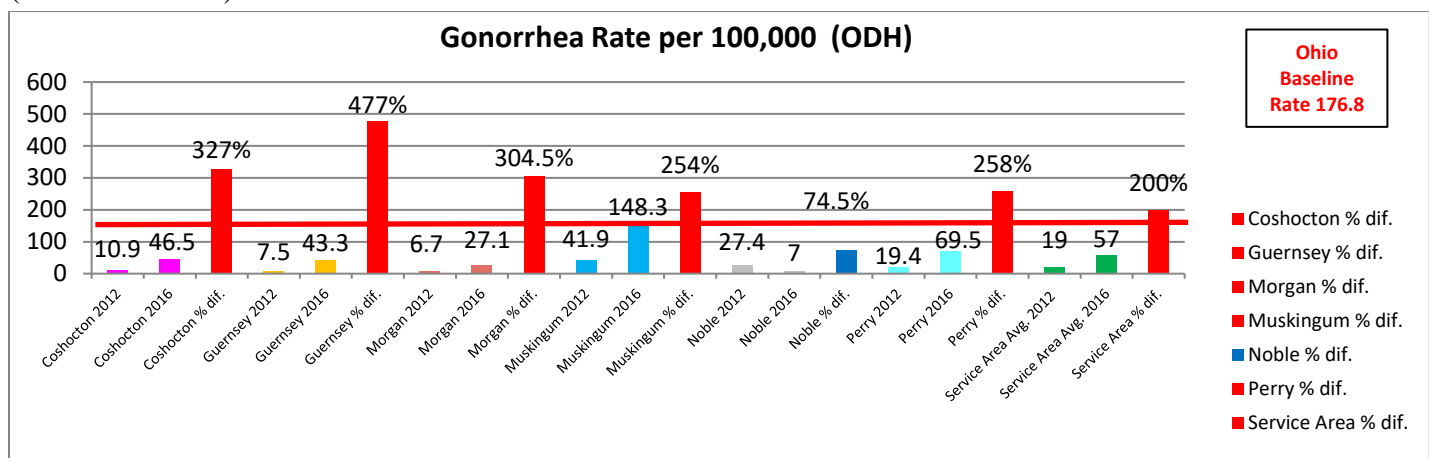


### 4.4.2. G. Child Neglect/Abuse

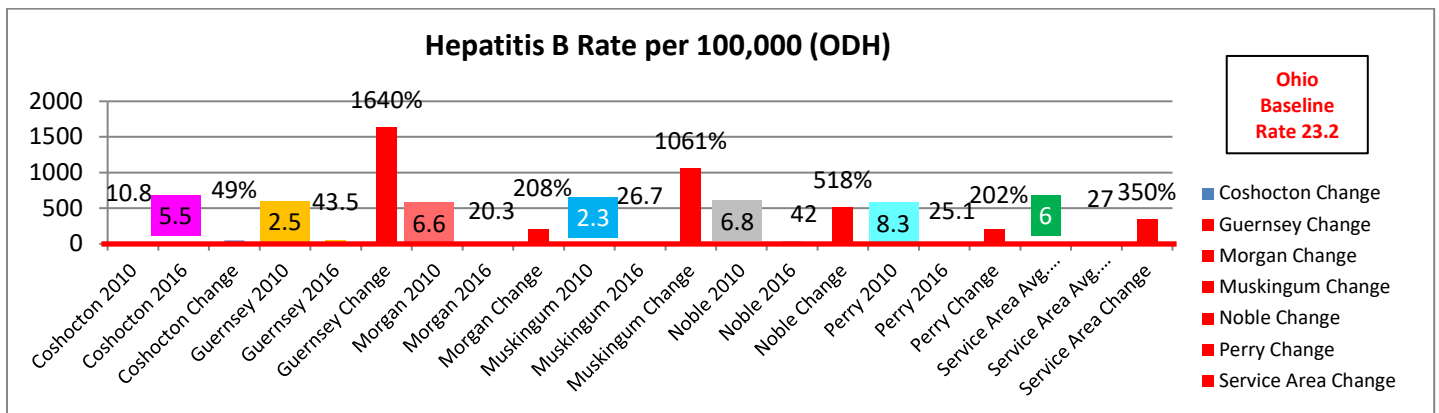
For this issue, see page 6 in the Social Determinants section.

### 4.4.2.H. Communicable Diseases

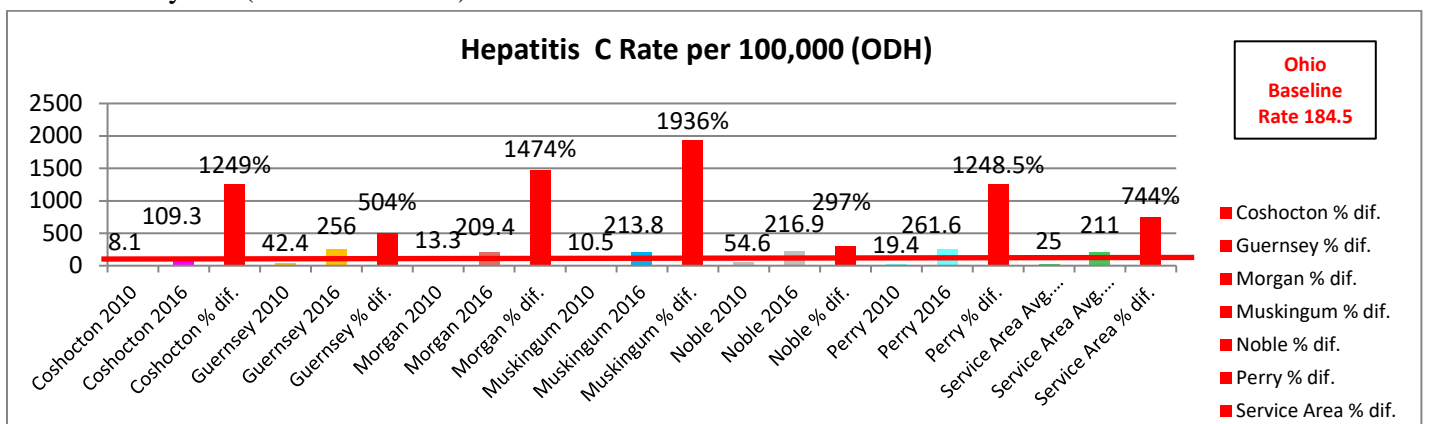
Addictions and some mental health issues can put persons at risk of communicable diseases through participating in unprotected sexual activity, shared needles, and through impaired judgement. For 2016 ODH reported Gonorrhea average rates for the GHSA were lower than Ohio, but increased by 200% in four years (See chart below).



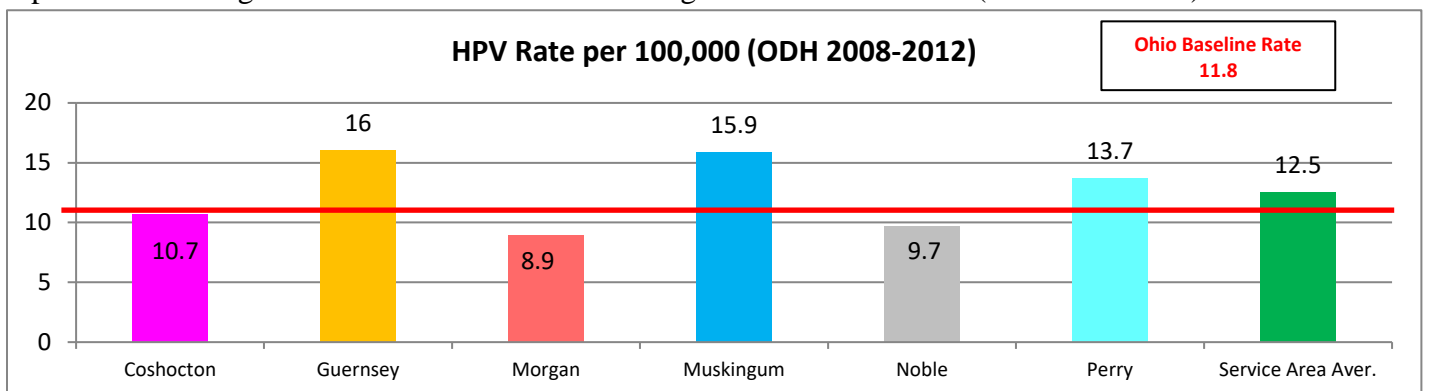
For 2016, ODH reported that Hepatitis B average rates for the GHSA were higher than Ohio and increased by 350% in six years (See chart on next page)



For 2016, ODH reported that Hepatitis C average rates for the GHSA were higher than Ohio and increased by 750% in six years (See chart below).



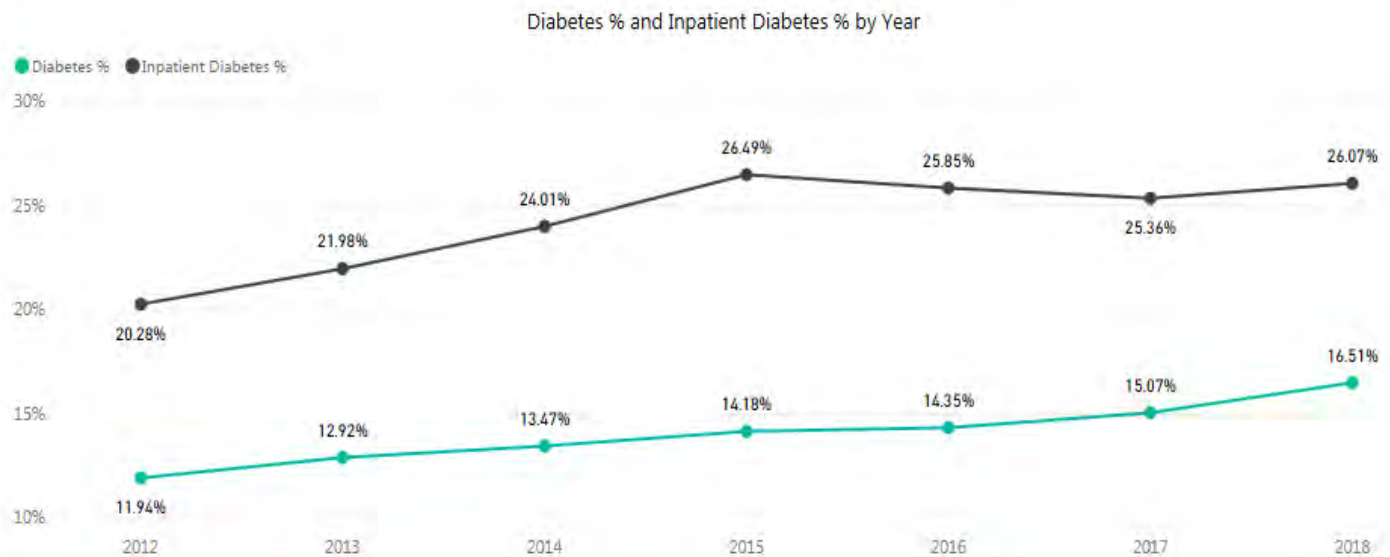
Human Papillomavirus puts persons at risk for cancer of the cervix and other cancers. From 2008-2012, ODH reported the average GHSA HPV rate of 12.5 was higher than Ohio at 11.8 (See chart below).



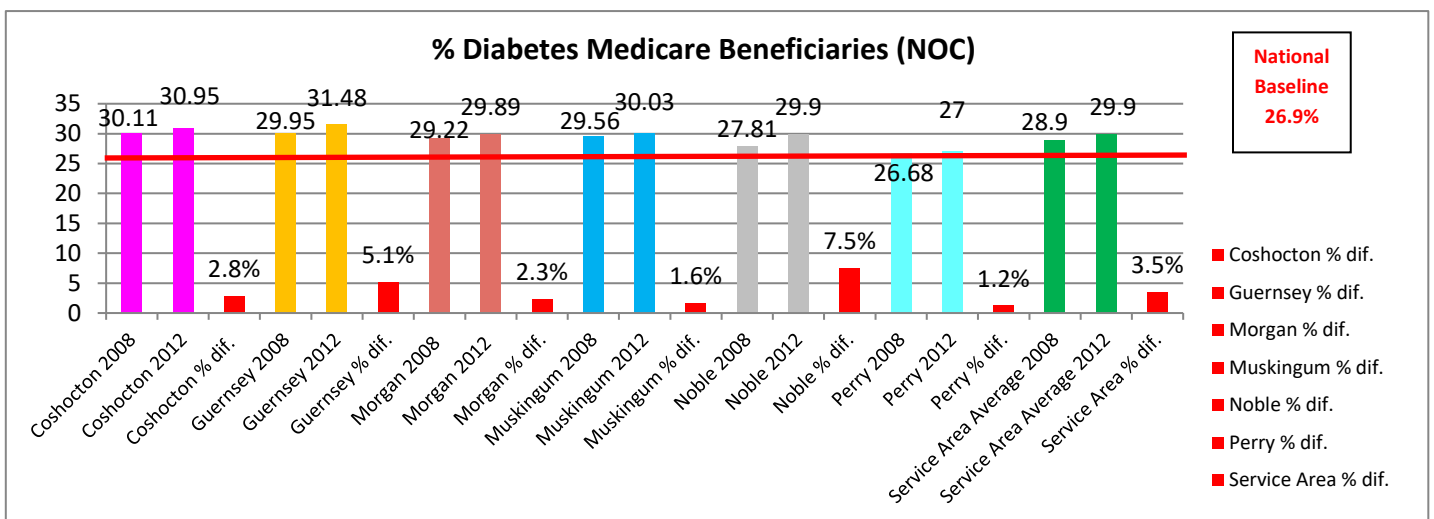
#### 4.4.2.1. Diabetes

Diabetes was the seventh leading cause of death in the community. According to the CDC in 2017, there was an estimated 9.4% diagnosed with diabetes. Diabetes increases a person's risk of cardiovascular disease, heart attacks, cancer, strokes. It was the leading cause of kidney failure, lower limb amputations, and adult onset blindness. Diabetes can put persons at risk for unintentional injuries/accidents if neuropathies, amputations, or blindness affect balance or mobility. For the GHSA, new data was available from the EPIC electronic record system to assess diabetes prevalence for 2016. Based on the GHSA EPIC data, the service area was at much higher risk than the national percentage at 16.51% (See chart on the next page).





Based on the 2012 NOC, the GHSA had 29.9% Medicare beneficiaries with diabetes, which was higher than the national 26.9% (See chart below).



#### 4.4.2.J. Domestic Violence

People with addictions, mental health issues and Alzheimer's disease are at risk of impaired judgement which could lead to participating in violent behaviors such as domestic violence. Domestic violence can result in injuries/ accidents. The 2010 Ohio Family Violence Prevention Project revealed the following estimates for those physically abused by their current partner (See chart below).

	Coshocton	Guernsey	Morgan	Muskingum	Noble	Perry
<b>Estimate of Number of Those Physically Abused by Current Partner 2010</b>	280-360	310-410	110-150	660-860	120-150	260-340

#### 4.4.2.K. Elder Neglect/Abuse

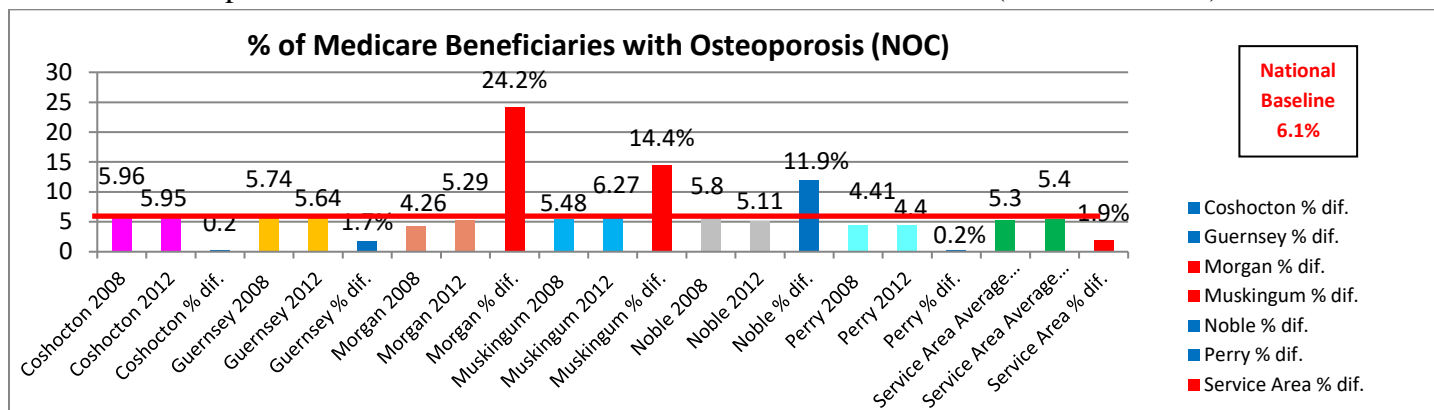
Elderly populations are at risk of many chronic conditions such as addictions/mental health issues, heart disease, cancer, chronic lung conditions, strokes, and Alzheimer's disease. Elderly persons dependent upon others for care can be at risk for neglect/abuse also. Many chronic conditions require medications and medical

care and care takers can withhold these services from the elderly. Care takers can financially exploit the elderly. There is also a risk of injuries/accidents for the elderly who suffer neglect/abuse due to violence. The 2010 Ohio Family Violence Prevention Project revealed the following estimates for seniors in the community abused, neglected, or financially exploited and seniors in long term care facilities abused, neglected, or financially exploited (See chart below).

2010	Coshocton	Guernsey	Morgan	Muskingum	Noble	Perry
<b>Estimate of Seniors in the Community Abused, Neglected or Financially Exploited</b>	330-430	360-460	150-190	740-950	110-150	260-330
<b>Seniors in Long Term Care Facilities are Abused, Neglected or Financially Exploited</b>	20-30	30-50	10-20	60-120	na	10-30

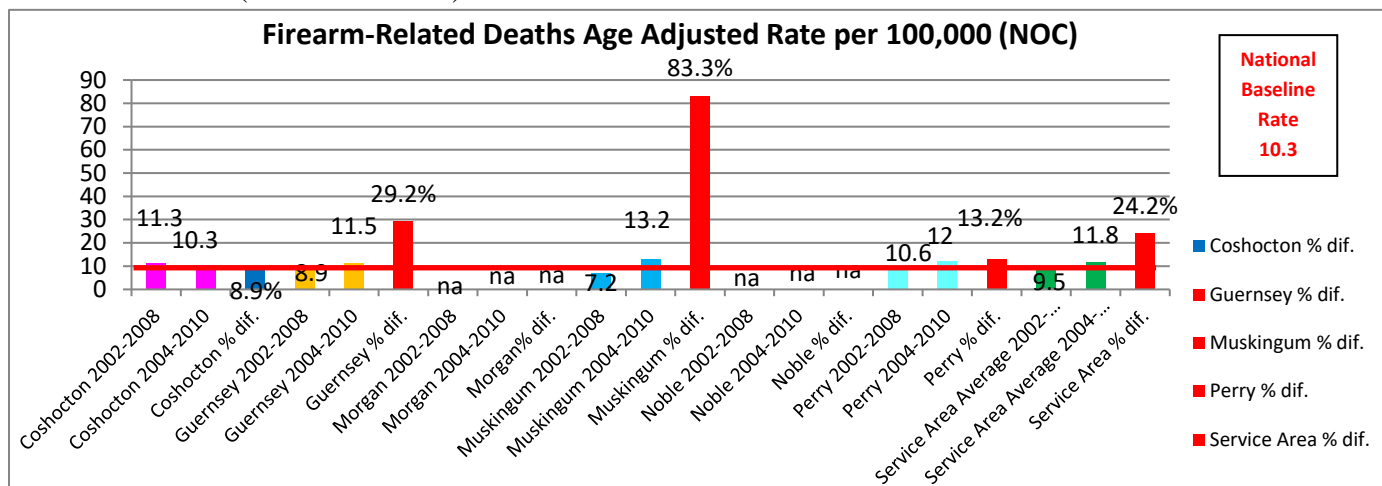
#### 4.4.2.L. Falls

Use of substances, heart attacks, cancer, chronic lung conditions, strokes, and Alzheimer's disease can all increase risk of falling due to loss of balance, mobility, or sudden illness. Falls are the leading cause of non-fatal injury for both hospitalizations and ED visits. Those with arthritis are at risk for falls due to injured/painful joints and degeneration of joints (See Arthritis page 21). Falls can be caused by sudden breaks in bones due to Osteoporosis. Based on the 2012 NOC, an average of 5.4% of Medicare beneficiaries in the GHSA had osteoporosis which was lower than the national baseline of 6.1% (See chart below).



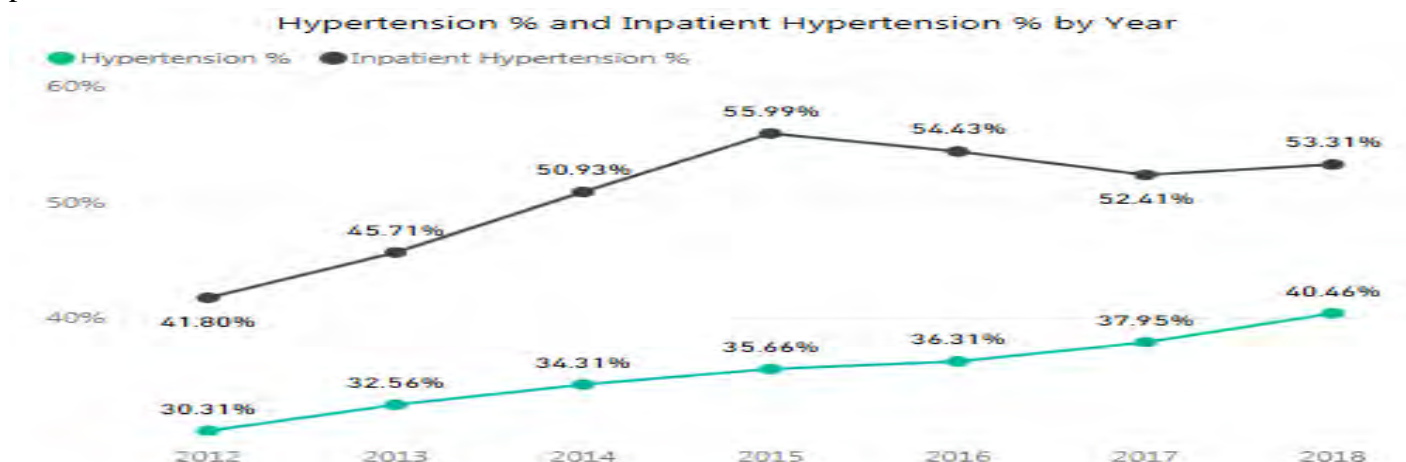
#### 4.4.2.M. Firearms

Those with addictions/mental health issues who own firearms can put themselves at risk of injuries/accidents to themselves and others and potentially cause a death from use of firearms, if judgement is impaired. Based on the 2004-2010 NOC, the GHSA had an average rate of 11.8 for firearm-related deaths which was higher than the 10.3 for Ohio (See chart below).

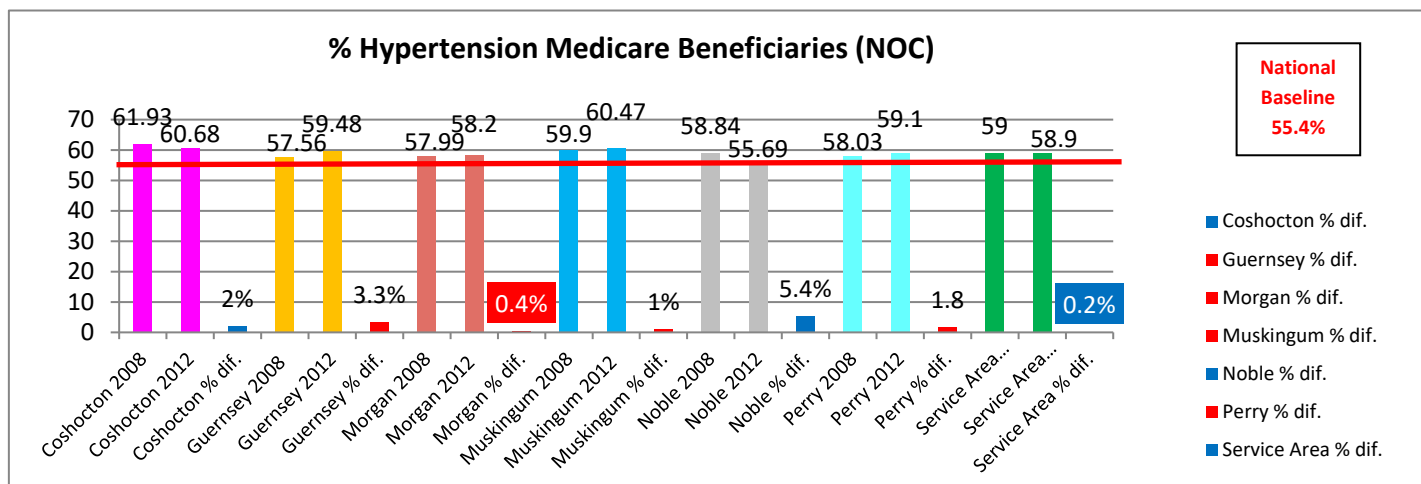


#### 4.4.2.N. High Blood Pressure

High blood pressure is a risk factor for heart disease and strokes. Data obtained through the 2018 GENESIS EPIC system revealed 53.3% inpatient and 40.5% in the GENESIS population were hypertensive in 2018 (See chart below). Obesity, high cholesterol, smoking, physical inactivity, and diabetes all can affect high blood pressure.

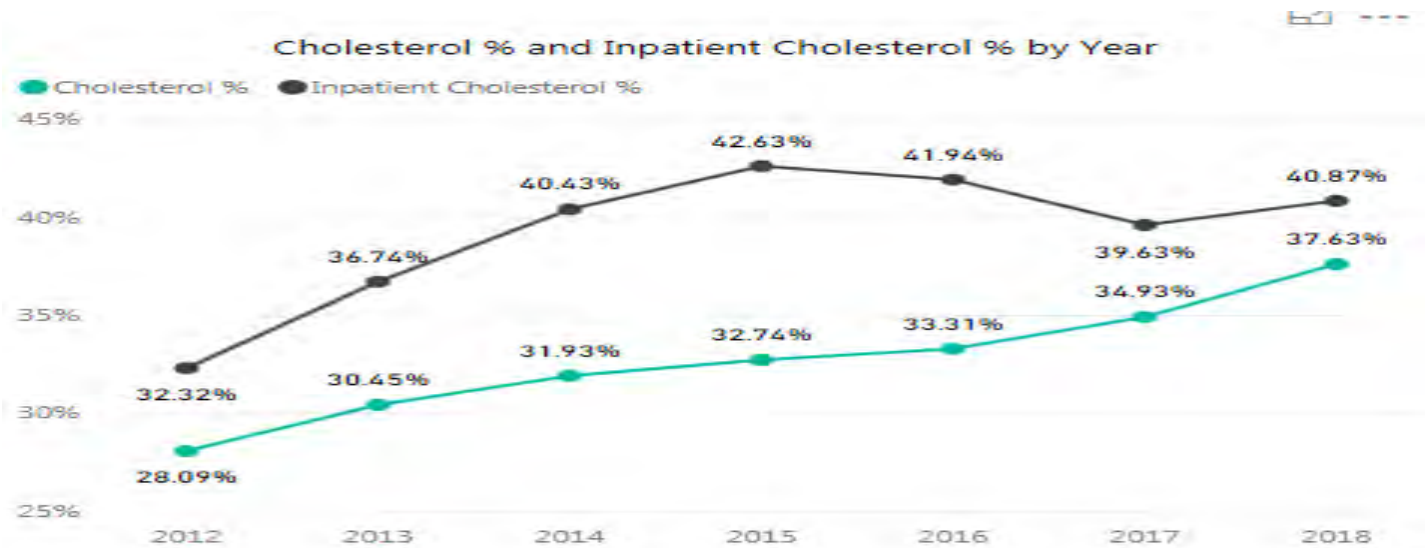


Based on the 2012 NOC, the GHSA had an average of 58.9% Medicare beneficiaries with hypertension which was higher than Ohio at 55.4% (See chart below).

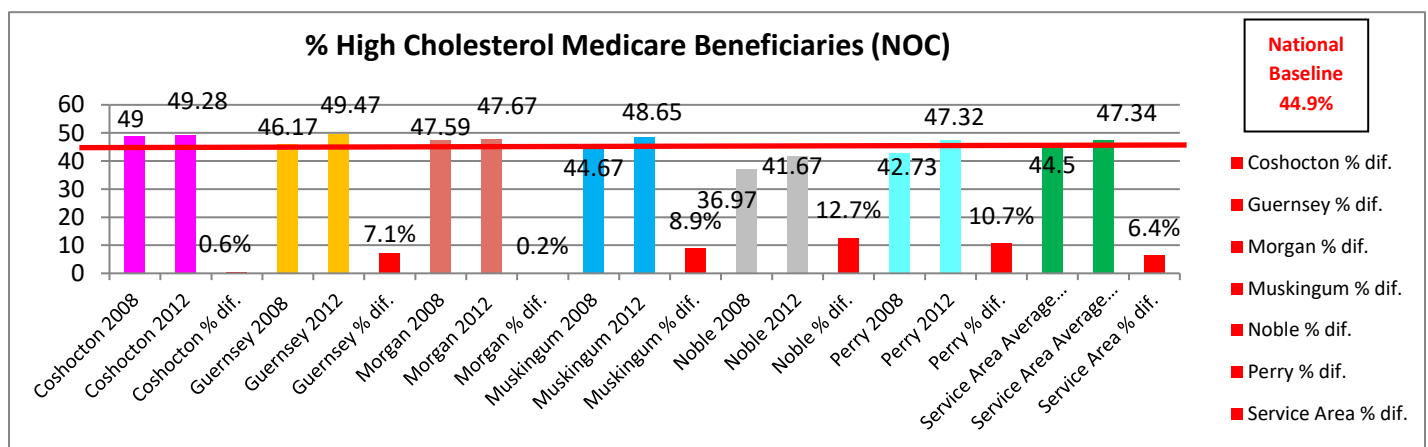


#### 4.4.2.O. High Cholesterol

Unhealthy eating habits are a combination of too much fat in the diet and not enough healthy fats in the diet, overconsumption of foods with empty calories such as sugar, and diets low in fiber. High cholesterol affects GHSA community members' risk for addictions/mental health issues, heart disease, cancer, strokes and Alzheimer's disease. According to the CDC nearly 36% of Americans have high cholesterol. For the GHSA, new data are available from the EPIC electronic record system to assess cholesterol risk of those in the system for 2016. Based on the GHSA EPIC data, the service area was at higher risk at 37.63% than the national percentage at 36% (See chart on the next page).



Based on the 2012 NOC, the Medicare beneficiaries in the GHSA had an average higher cholesterol percentage at 47.3% than the national percentage at 44.9% (See chart below).

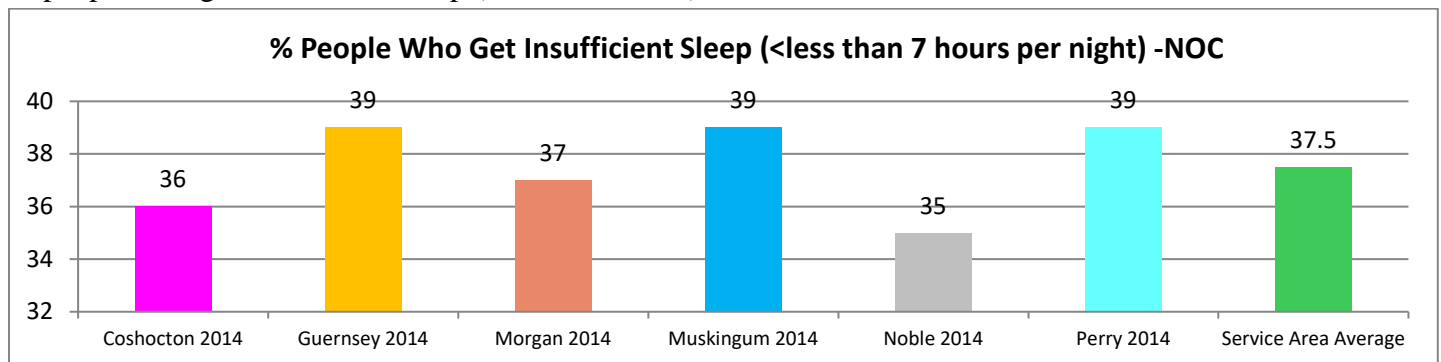


#### 4.4.2.P. Joint & Back Pain

Joint and back pain can be caused by cancer and unintentional injuries/accidents and can put individuals at risk of addictions/mental health issues due to over medicating for pain or uncontrolled pain. Joint pain can be caused by many conditions such as falls (See Falls page 26), arthritis (See Arthritis page 21), and unusual exertion or overuse, including sprains or strains (See Workplace Injuries pages 35-36).

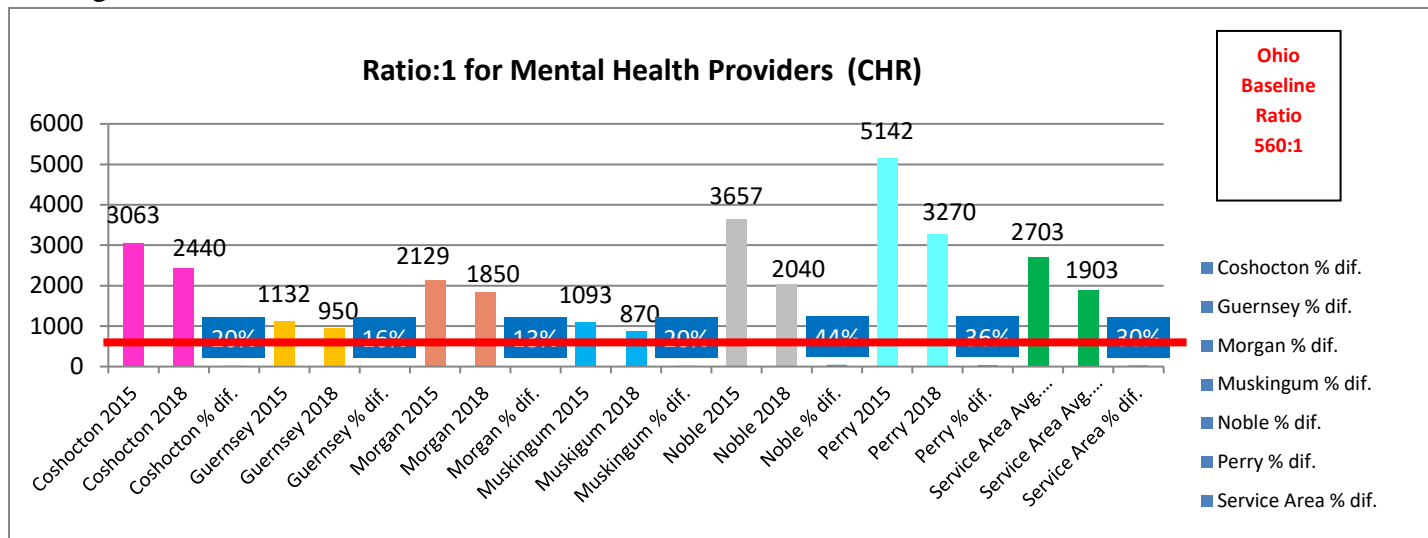
#### 4.4.2.Q. Lack of Sleep

Lack of sleep is a risk associated with heart disease (heart attacks) and strokes. Addictions/mental health issues and Alzheimer's disease can cause lack of sleep. Based on the 2014 NOC, there was a GHSA average of 38% of people who get insufficient sleep (See chart below).



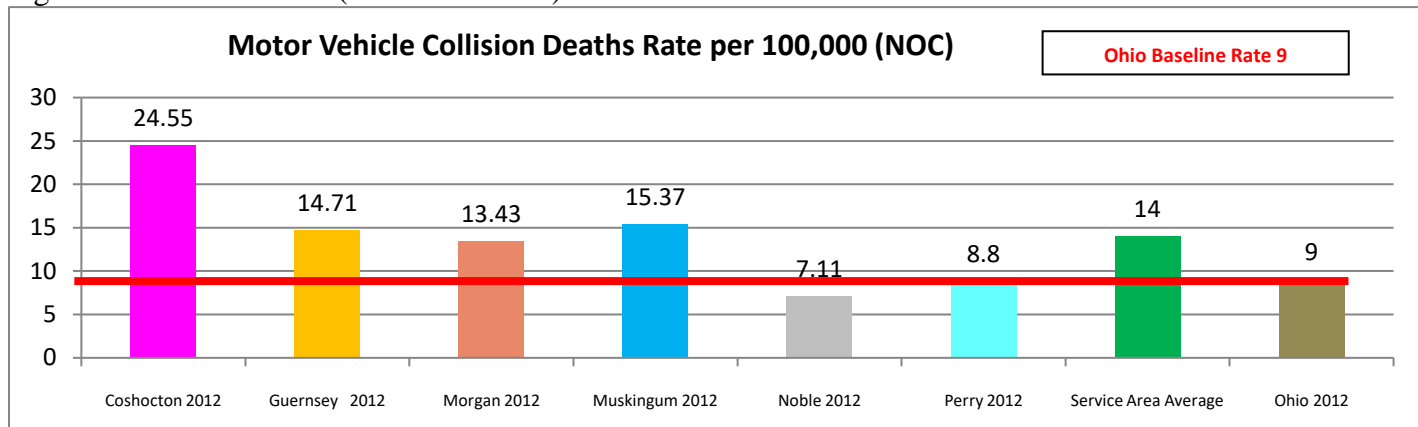
#### 4.4.2.R. Mental Health Provider Ratio

Access to mental health providers continues to be a challenge for the community. The 2018 CHR reported that the ratio of mental health providers to residents for all counties was substantially higher for the GHSA than Ohio (See chart below). The need for more mental health providers for the GHSA is urgent. All six counties in the community are designated by the Health Resources and Services Administration (HRSA) as Mental Health Shortage Areas.



#### 4.4.2.S. Motor Vehicle Accidents

Some of the risk for motor vehicle accidents is higher for those with addictions/mental health issues impaired judgement, heart disease (heart attacks), strokes, and Alzheimer's disease. Based on the 2012 NOC, the GHSA average rate of motor vehicle collision deaths (14) was higher than Ohio (9). Four out of six counties were higher than the Ohio rate (See chart below).



#### 4.4.2.T. Need Detox

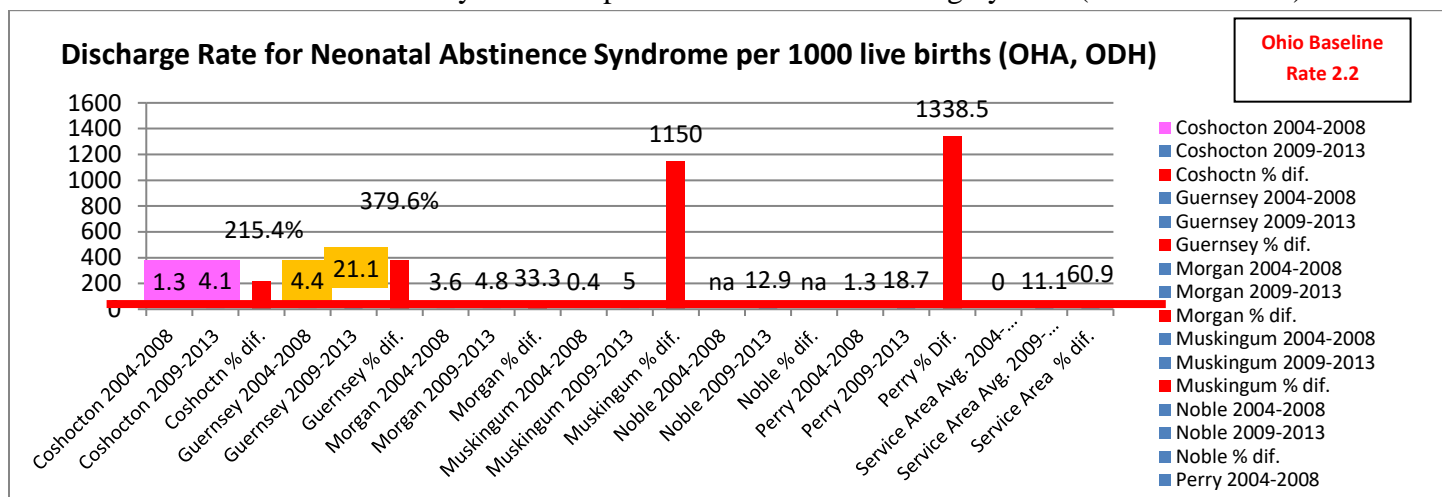
As stated in Priority Chronic Condition Addictions/Mental Health Issues, Genesis Hospital Emergency Services has seen over 60 overdoses a month since January for over 600 over doses to date. There are services available in the GHSA for detox (Appendix 5.3 page 56) but not enough to be able to serve this many individuals, especially if 100% sought treatment. This is still a huge area of need.

#### 4.4.2.U. Neonatal Abstinence Syndrome Babies

According to the March of Dimes in 2016, 1 in 20 mothers took street drugs during pregnancy (5%). Using street drugs can cause problems before and during pregnancy including inability to get pregnant, problems with the placenta, preterm labor, miscarriage and stillbirth. Babies born to moms who use street drugs during

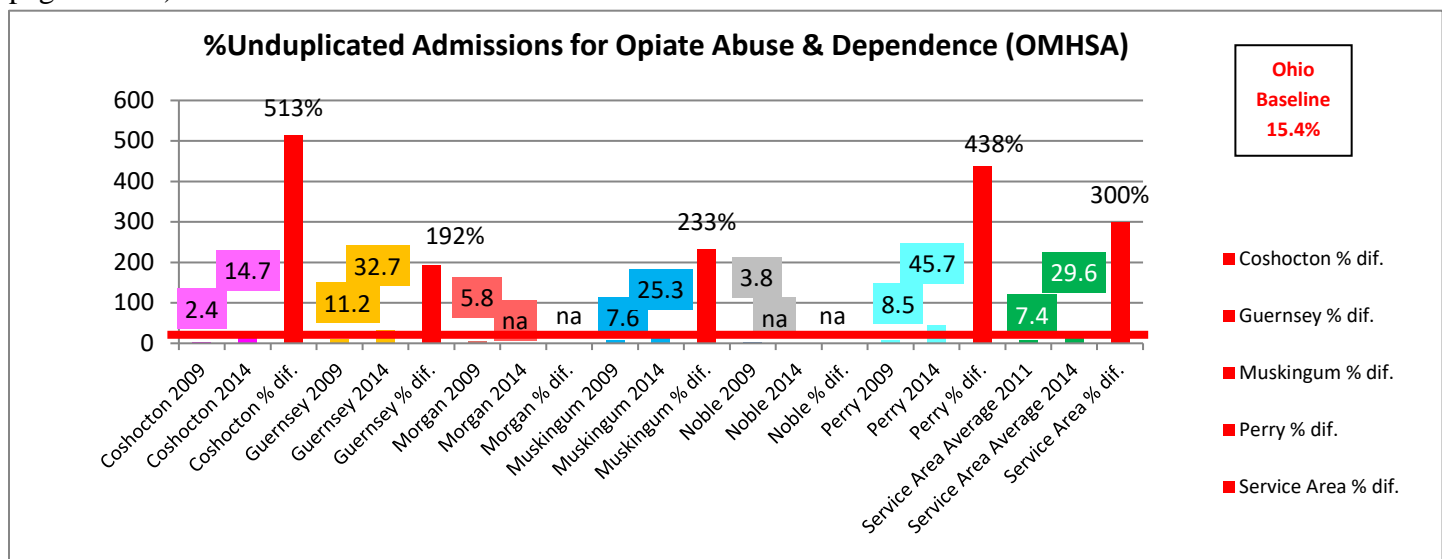
pregnancy often have these complications: premature birth, low birthweight, smaller-than-normal head size, heart defects, birth defects, infections, and Neonatal Abstinence Syndrome (also called NAS). Babies born to moms who use drugs often have problems later in life, including learning and behavior problems, slower-than-normal growth, and Sudden Infant Death Syndrome . Local data is needed to measure the burden of this issue.

The number of babies born addicted to drugs with NAS has risen at alarming rates from 2004-2013 in the community. Each year the GHSA rate per 1,000 births of babies with NAS was rising at a faster rate than Ohio. From 2009-2013, the Ohio Hospital Association and ODH reported that the discharge rate of babies born addicted for the GHSA increased by 84% compared to the Ohio rate rising by 75% (See chart below).



#### 4.4.2.V. Opioid Use

Those at risk for opioid use are those with addictions/mental health issues, heart disease, cancer, chronic lung conditions, strokes, injuries/accidents, and Alzheimer's disease due to chronic pain, mental suffering, and overuse of pain medications. OMHSA reported from 2009-2014 that the unduplicated admissions for opiate-related diagnoses for treatment quadrupled for the GHSA while Ohio's percentage doubled (See chart below). This is an urgent health issue for the GHSA (See Priority Chronic Condition Addictions/Mental Health Issues pages 12-14).



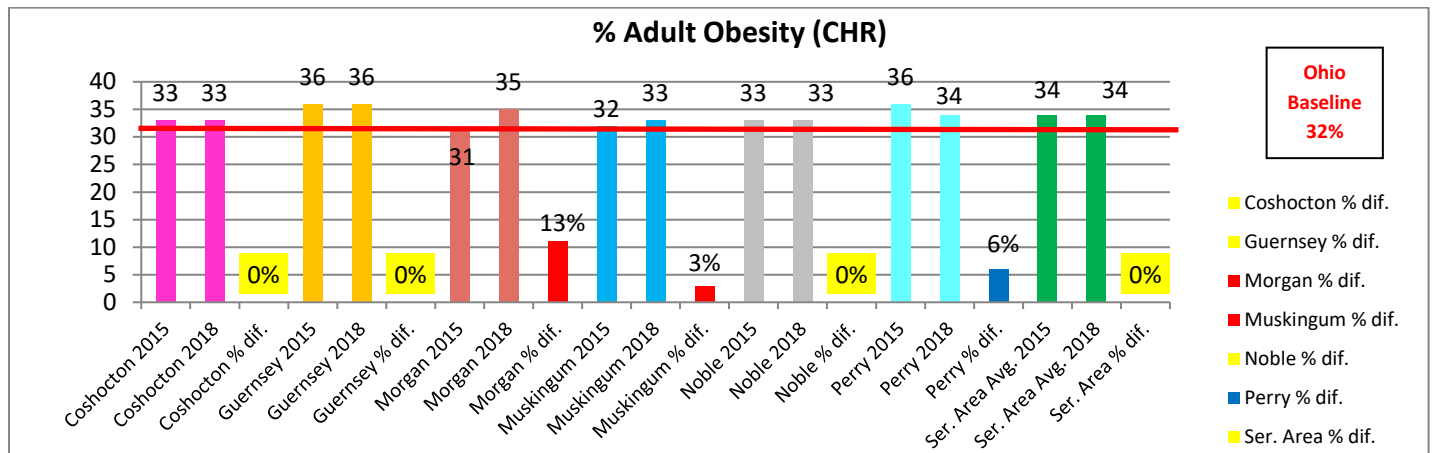


#### 4.4.2.W. Overweight/Obese

##### Obesity Risk

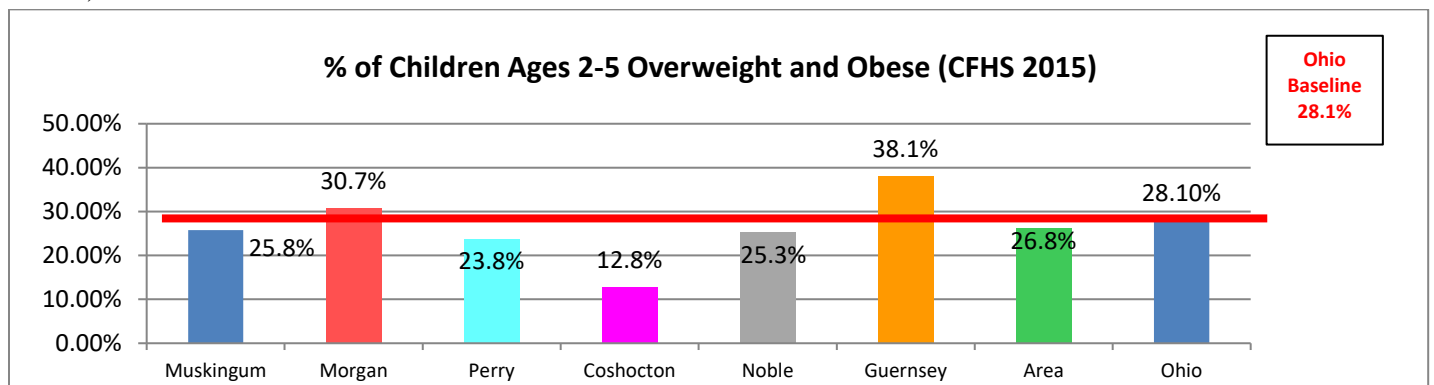
###### Adults

Body Mass Index (BMI) is a number calculated from a person's weight and height. BMI is used to consider persons obese if the BMI is over 30. BMI does not measure body fat directly, but research has shown that BMI correlates to direct measures of body fat. Individuals who have a BMI of 30 are at an increased risk for: addictions/mental health issues, hypertension, high cholesterol, type 2 diabetes, heart disease, chronic lung conditions, stroke, gallbladder disease, osteoarthritis, sleep apnea, endometrial problems, and breast, and colon cancers. CHR reported in 2018 that the GHSA average was higher for reported BMI at 34% than Ohio at 32% (See chart below).

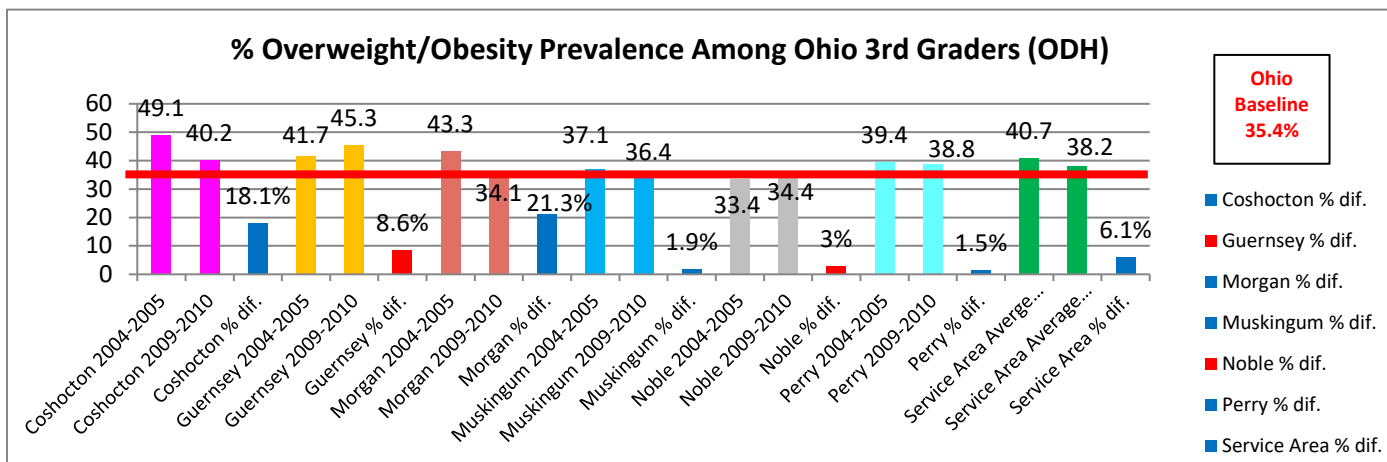


###### Children

Children are at particular risk of adult illnesses due to childhood obesity. In the GHSA, children overweight and obese, is an urgent health issue. Nationally the rates for children and obesity have sky-rocketed. For children ages two through five in the GHSA, the average percentage of the children overweight and obese was at 26.08% which was slightly less than Ohio at 28.1% according to 2015 Child and Family Health Services (CFHS). Morgan and Guernsey counties children were at higher risk than the other four counties (See chart below).

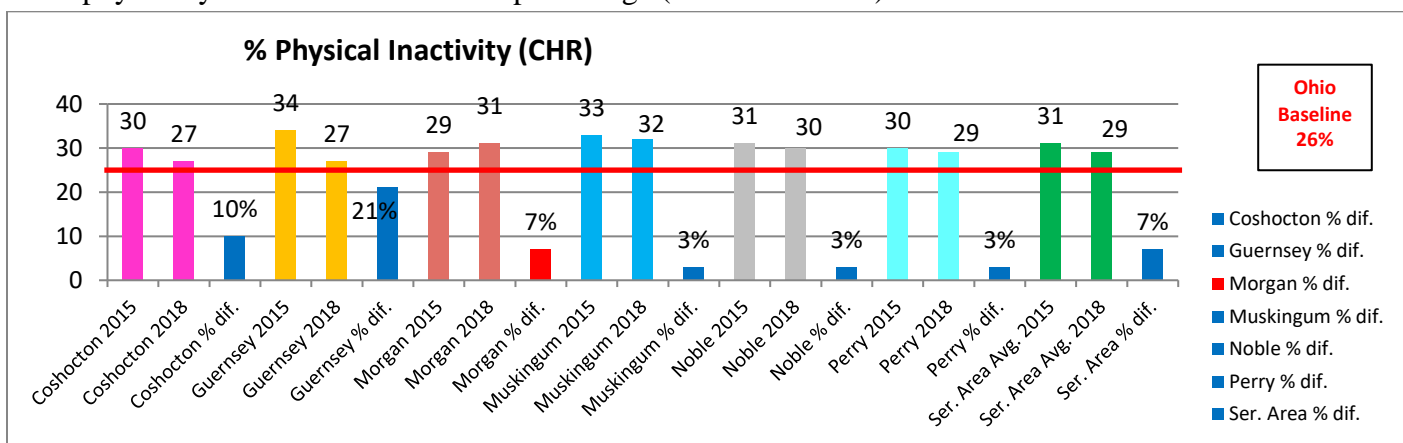


ODH reported from 2009-2010, for third graders in the GHSA, 38.2% were overweight or obese in a BMI study compared to 35.4% for Ohio. Four out of six counties had a higher percentage than Ohio. At least one in three third graders in the GHSA was at risk for obesity (See chart on next page).



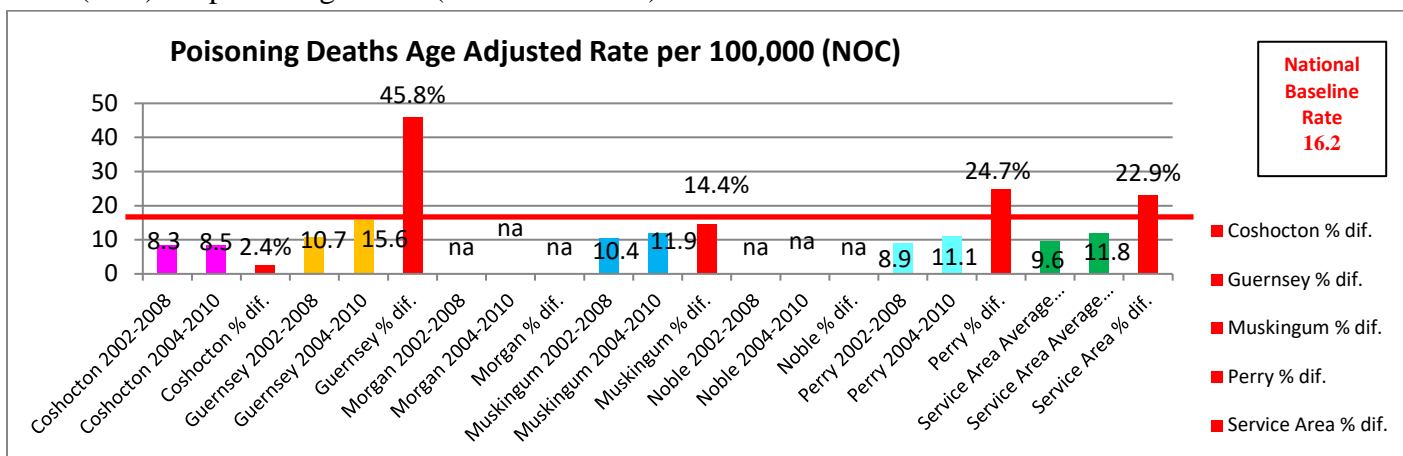
#### 4.4.2.X. Physical Inactivity

Physical inactivity is described as exercising less than three days a week for at least 30 minutes per day doing some activity that raises your heart rate. Those at risk from physically inactivity are those with addictions/mental health issues, heart disease, cancer, strokes, injuries/accidents, Alzheimer's disease, high cholesterol, diabetes, and obesity. Based on the 2018 CHR reporting, every county in the GHSA had a higher percentage of those physically inactive than the Ohio percentage (See chart below).



#### 4.4.2.Y. Poisoning

Poisoning is a risk for those suffering addictions/mental health issues and is a cause of unintentional injuries/accidents and deaths. Based on the 2004-2010 NOC, the GHSA average rate (11.8) was lower than Ohio (16.2) for poisoning deaths (See chart below).



#### 4.4.2.Z. Residential Housing for Addictions

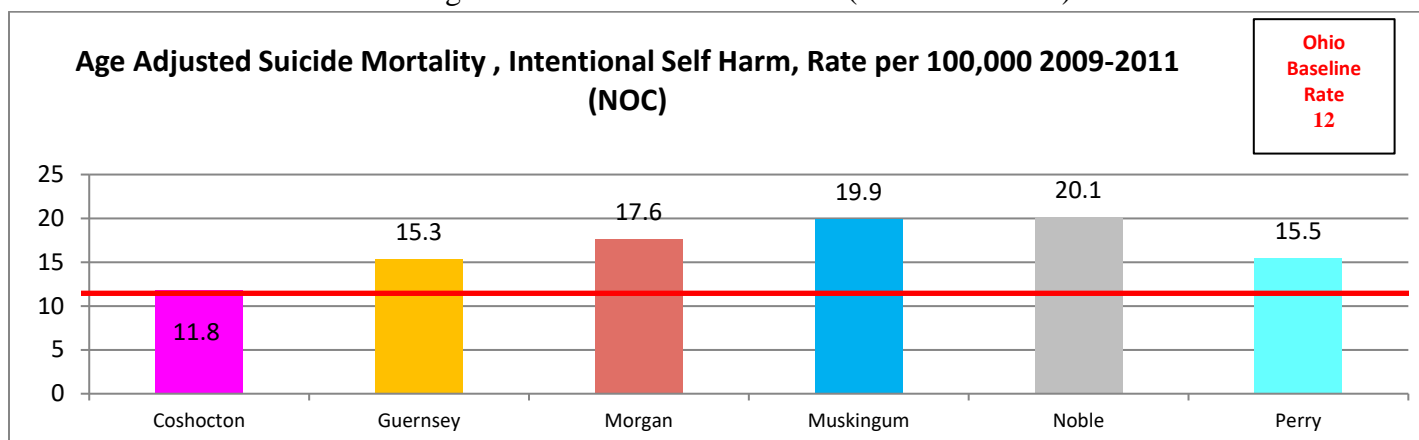
As stated earlier, Genesis Hospital Emergency Services has seen over 60 overdoses a month since January for over 600 over doses to date. There are services available in the GHSA for residential housing for addictions (Appendix 5.3 page 57), but not enough to be able to serve this many individuals, especially if 100% sought treatment. This is still a huge area of need.

#### 4.4.2.AA. Sexual Assault

According to the Ohio Office of Criminal Justice there were the following number of rapes in GHSA counties in 2016: 11 Coshocton, 7 Morgan, 47 Muskingum, and 15 for Perry. For Ohio, 33% of rapes are ages 12-17 and 83% are female. 93% of the suspects are male and the average age is 31.4 years. (Also see Domestic Violence page 25)

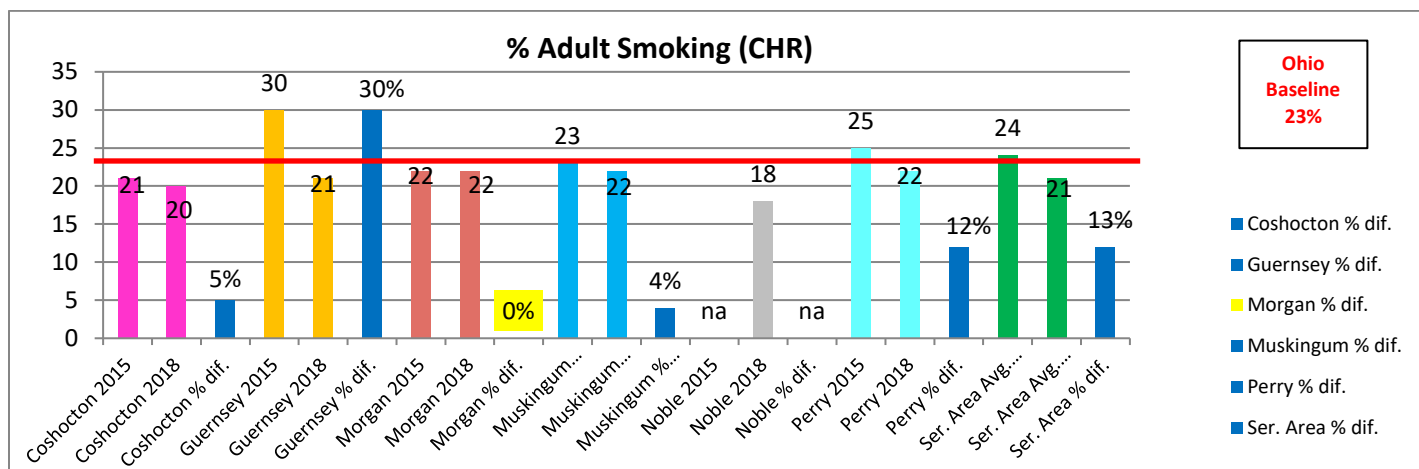
#### 4.4.2.BB. Suicide

Those with addictions/mental health issues, heart disease, cancer, chronic lung conditions, unintentional injuries/accidents and Alzheimer's disease are at risk of suicide. According to the 2009-2011 NOC, five of the six counties in the GHSA had a higher rate of suicides than Ohio (See chart below).



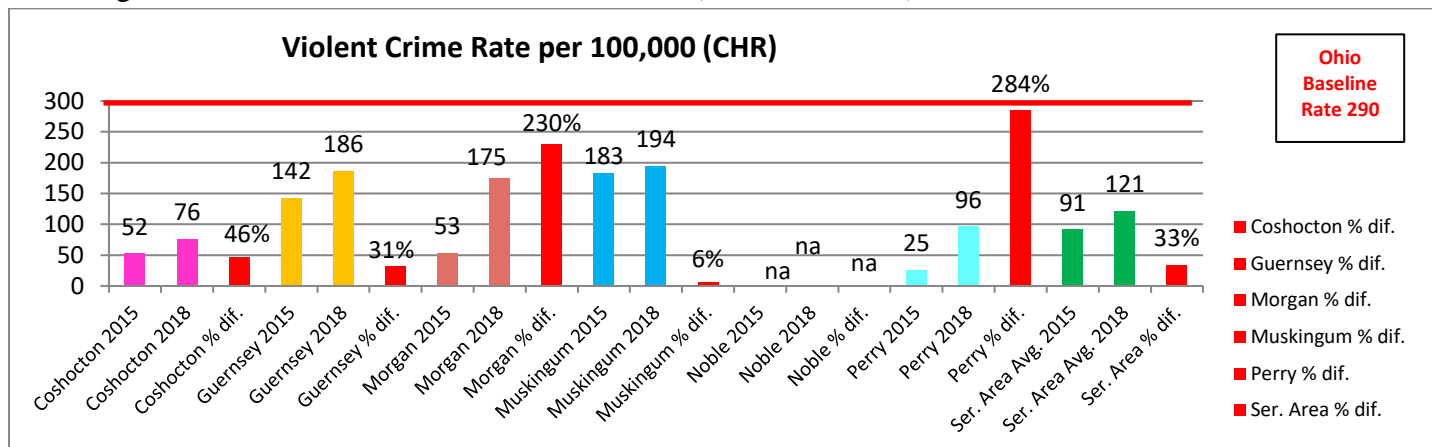
#### 4.4.2.CC. Tobacco Use

Most health organizations publish that tobacco use is the single most preventable risk factor for death and disease, especially cancer and heart disease. Tobacco use also puts those at who suffer from addictions/mental health issues, chronic lung conditions, strokes and Alzheimer's disease. For 2018, CHR reported there was an average of 21% in the GHSA of smoking adults, which was below the Ohio average of 23% (See chart below). Even though over the last five years cigarette smoking has decreased in the GHSA, still one in five persons smoke.



#### 4.4.2. DD. Violence

Those with addictions/mental health issues and Alzheimer's disease are at risk for violence behaviors and injuries and accidents to themselves and others. For 2018, CHR reported that the GHSA violent crime rate was an average of 121 which was lower than Ohio at 290 (See chart below).



#### 4.4.2.EE. Work Related Injuries

Those with addictions/mental health issues, cancer, chronic lung conditions, and Alzheimer's disease are more at risk for work related injuries due to impaired judgement, loss of balance, decreased mobility and weakness of muscles and joints. According to the 2013 Ohio Survey of Occupational Injuries and Illnesses Data, the most common type of work injury in Ohio was sprains, strains, and tears at 41.6% in the private industry and 54.5% in the public sector industry. Backs are the most common body part injured in both the private industry (17.8%) and the public sector industry (14.5%). Back injuries are the major cause of back pain. Occupational back injuries are the top cause of injuries at work, especially in the health care industry from movement of patients. 15.8% injured their back, more than any other body part. The nature of those injuries was 39.2% for sprains/strains and tears. Local data is needed to measure the burden of this issue-see charts below and on the next page.

Ohio Private Industry		
Private industry sectors with the highest total recordable cases incident rates per 100 FTE workers in Ohio were: <ul style="list-style-type: none"> <li>Healthcare &amp; social assistance 4.0</li> <li>Agriculture, forestry, fishing &amp; hunting 3.8</li> <li>Manufacturing 3.5</li> <li>Transportation &amp; warehousing 3.4</li> <li>Construction 3.2</li> <li>Wholesale 2.9</li> </ul>	Occupation groups with highest incidence rates for days away from work (DAFW) cases per 10,000 full time workers: <ul style="list-style-type: none"> <li>Transportation &amp; material moving occupations 200.1</li> <li>Building and grounds cleaning and maintenance occupations 156.6</li> <li>Installation, maintenance, and repair occupations 155.4</li> <li>Healthcare support occupation 147.7</li> </ul>	Distribution of DAFW cases by type of injury: <ul style="list-style-type: none"> <li>Sprains, strains, tears 41.6%</li> <li>Fractures 10.5%</li> <li>Cuts, lacerations 8.2%</li> <li>Soreness and pain 8.0%</li> <li>Bruises and contusions 7.5%</li> </ul> <p>Workers in age group 35-44 years had significantly higher incidence rate of DAFW cases involving sprains strains and tears.</p>
Distribution of DAFW cases by source of injury: <ul style="list-style-type: none"> <li>Floors, walkways, ground surfaces 19.3%</li> <li>Worker's motion or position 13.6%</li> <li>Containers 12.2%</li> <li>Vehicles 11.7%</li> <li>Parts and materials 7.5%</li> </ul>	Distribution of DAFW cases by body part injured: <ul style="list-style-type: none"> <li>Back 17.8%</li> <li>Hands 13.6%</li> <li>Head 8.1</li> <li>Shoulder 7.5%</li> <li>Knee 7.2%</li> </ul> <p>Healthcare support occupations were more likely to injure their back than any</p>	Distribution of DAFW cases by event: <ul style="list-style-type: none"> <li>Overexertion 31.0%</li> <li>Contact with objects 26.8%</li> <li>Falls, slips, trips 26.0%</li> <li>Transportation incidents 6.5%</li> <li>Violence 5.6%</li> </ul> <p>Workers in 35-44-year age group had the highest incidence rate of overexertion related injuries of all age groups. Community and social service</p>

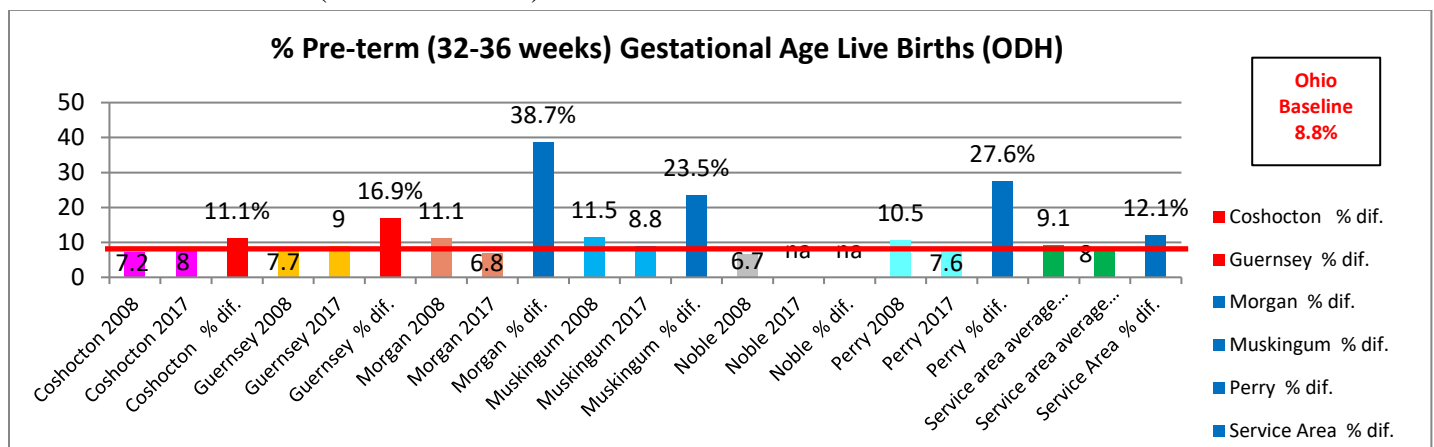
	other body part.	occupations had the highest incidence rate DAFW cases related to violence of all occupations groups by a significant margin.
<b>Public Sector Industry</b>		
<p>Summary of local government industry sector total recordable incident rates per 100 FTE worker:</p> <ul style="list-style-type: none"> <li>Utilities 6.7</li> <li>Transportation and warehousing 4.9</li> <li>Public administration 4.5</li> <li>Health care and social assistance 3.4</li> <li></li> </ul>	<p>Industry subsectors with the highest total recordable cases incident rates per 100 FTE workers in Ohio were:</p> <ul style="list-style-type: none"> <li>Fire protection 9.2</li> <li>Police protection 7.9</li> <li>Water, sewage and other systems 7.2</li> <li>Nursing and residential care facilities 6.2</li> <li>Transit and ground passenger transportation 5.7</li> <li>Hospital – 5.6</li> </ul>	<p>Distribution of DAFW cases by type of injury:</p> <ul style="list-style-type: none"> <li>Sprains, strains, tears 54.5%</li> <li>Cuts and laceration 15.7</li> <li>Bruises and contusions 5.5%</li> <li>Soreness and pain 3.8%</li> <li>Fractures 3.3%</li> </ul> <p>Workers in age group 45-54 years had the highest incidence rate of DAFW cases involving sprains, strains and tears.</p>
<p>Distribution of DAFW cases by source of injury:</p> <ul style="list-style-type: none"> <li>Floors, walkways, ground surfaces 23.1%</li> <li>Person, other than injured worker 20.6%</li> <li>Vehicles 18.3%</li> <li>Worker's motion or position 13.1%</li> <li>Furniture and fixtures 2.2%</li> </ul>	<p>Distribution of DAFW cases by body part injured:</p> <ul style="list-style-type: none"> <li>Back 14.5%</li> <li>Hands 13.2%</li> <li>Knee 11.3%</li> <li>Shoulders 8.3%</li> <li>Ankle 5.4%</li> </ul> <p>Incidence rate statistics indicated rate of back injuries in men was significantly higher than the estimated rate in women.</p>	<p>Distribution of DAFW cases by event:</p> <ul style="list-style-type: none"> <li>Falls, slips, trips – 30.6%</li> <li>Overexertion – 25.5%</li> <li>Contact with objects – 20.2%</li> <li>Violence – 16.4%</li> <li>Transportation incidents – 6.9%</li> </ul> <p>Incidence rate of cases involving overexertion was significantly higher in men than women and incidence rate of DAFW cases resulting from violence in local government establishments was more than 5 times the rate in private sector industry</p>

### 4.2.3. The Top Priority Health Issues for Mothers, Children, and Infants

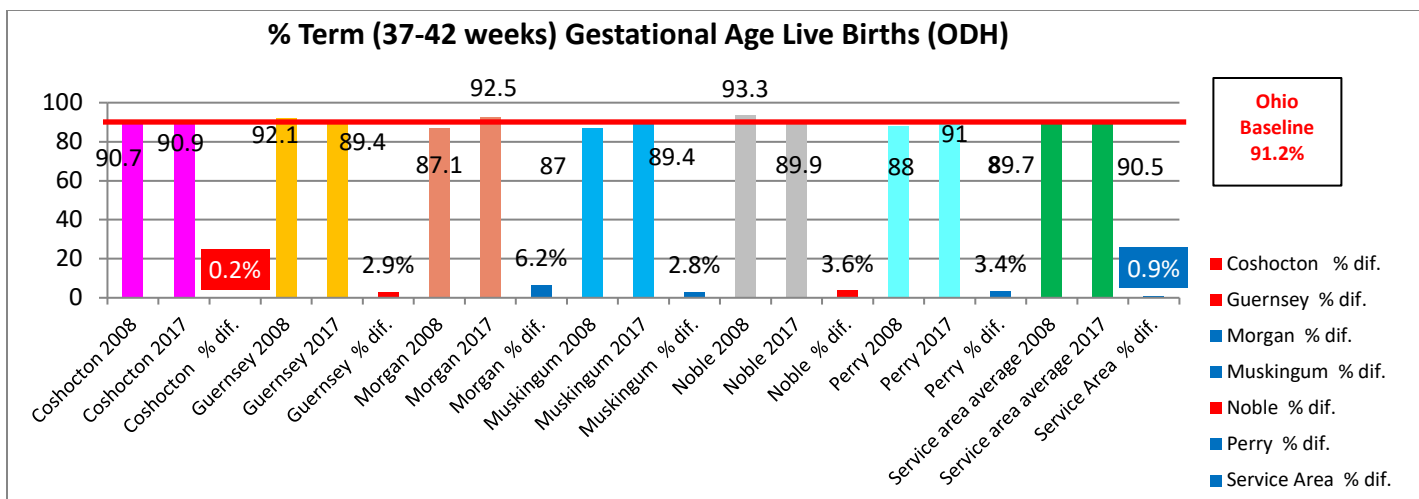
Based on the combined member scores from the prioritization process, the following are the top health issues for mothers, children, and infants.

#### 4.2.3.A. Mothers, Children, and Infants Priority 1: Babies Born Three or More Weeks before It was Due

ODH reported in 2017 that the GHSA had an average of 8% of babies born pre-term at 32-36 weeks, which was similar to Ohio at 8.8% (See chart below).

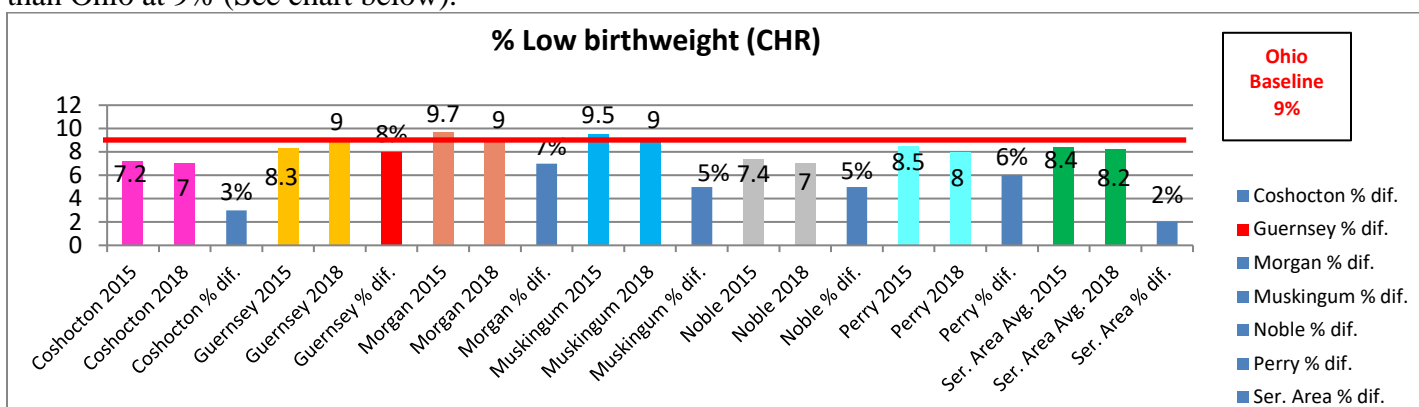


The GHSA had an average of 90.5% of babies born 37-42 weeks which was lower than Ohio at 91.2%, based on reporting in 2017 by ODH (See chart on next page).



#### 4.2.3.B. Mothers, Children, and Infants Priority 2: Low Birth Weight

According to the 2018 CHR, an average of 8.2% of babies had low birthweights in the GHSA which was lower than Ohio at 9% (See chart below).

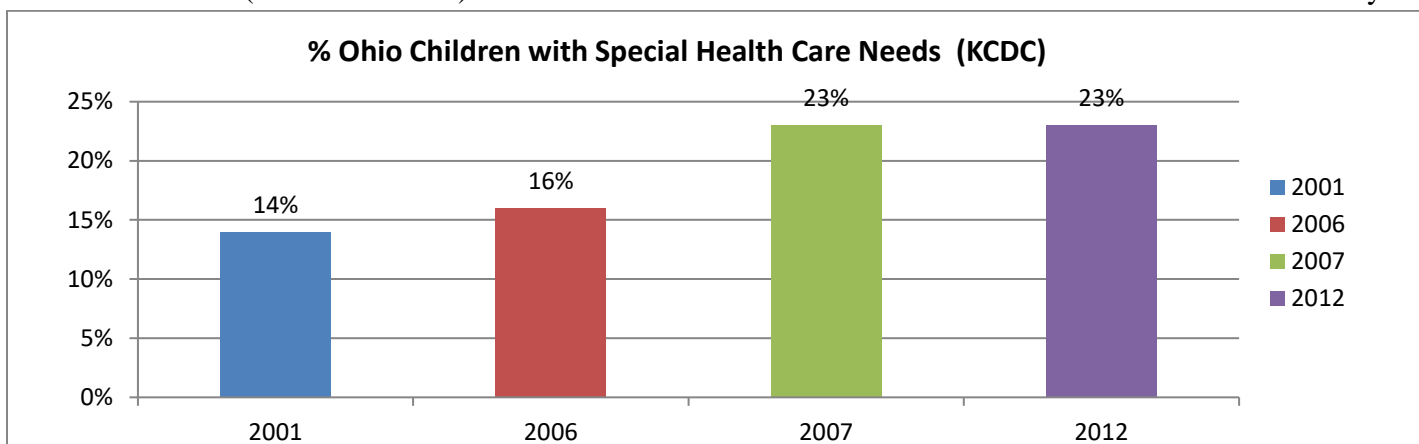


#### 4.2.3.C. Mothers, Children, and Infants Priority 3: Babies Born Addicted

See Neonatal Abstinence Syndrome babies page 30.

#### 4.2.3.C. Mothers, Children, and Infants Priority 4: Children with Disabilities

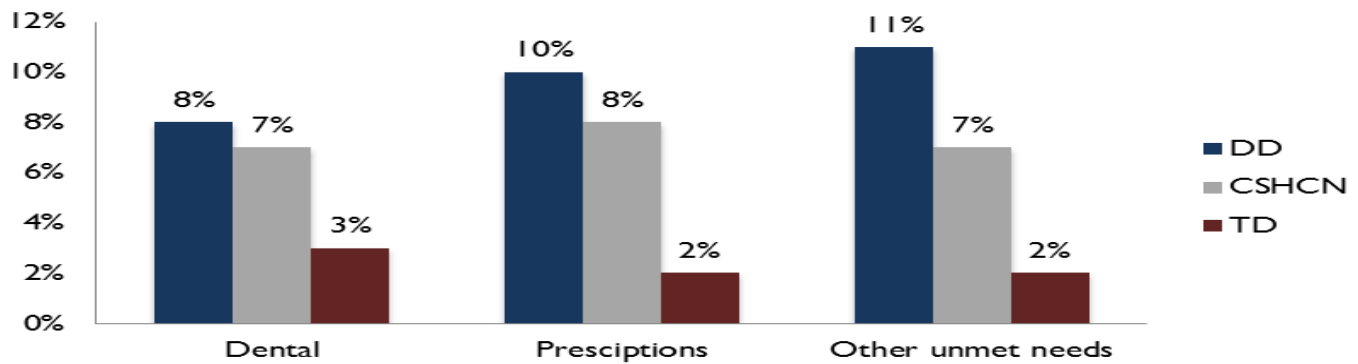
KCKC reported from 2001-2012 that the percentage of children with special health care needs in Ohio rose from 14% to 23% (See chart below). Local data was needed to assess this burden in the GHSA community.



According to the 2015 Ohio Medicaid Assessment Survey, children in Ohio with developmental delays (DD) and children with special health care needs (CSHCN) had three to five times the unmet health care needs compared to typically developing (TD) children (See chart next page).



**Figure 2. Unmet Health Care Needs of Ohio Children**

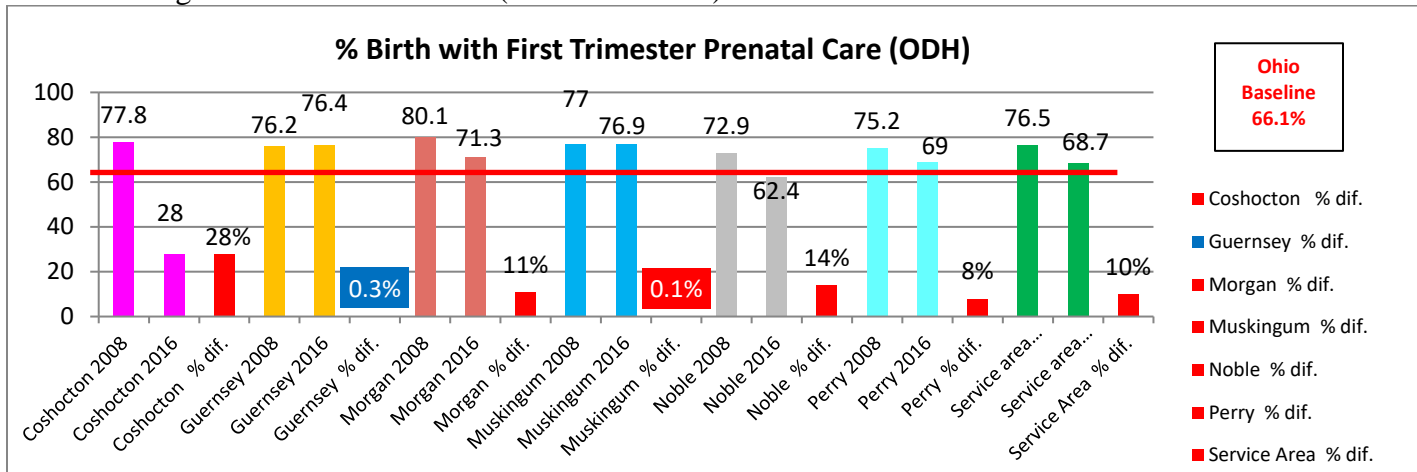


Note1: Data from Ohio Medicaid Assessment Survey 2015

Note 2: Definitions of DD (developmentally delayed), CSHCN (children with special health care needs), and TD (typical development)

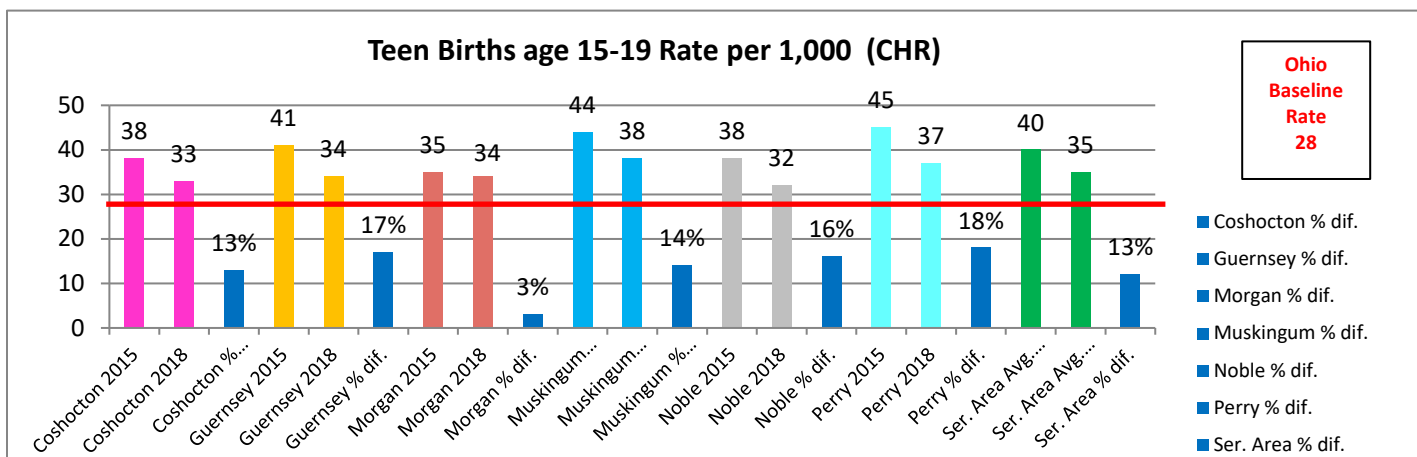
#### 4.2.3.D. Mothers, Children, and Infants Priority 5: First Trimester Prenatal Care

ODH reported in 2016 that an average of 68.7% of births in the GHSA had prenatal care in the first trimester which was higher than Ohio at 66.1% (See chart below).



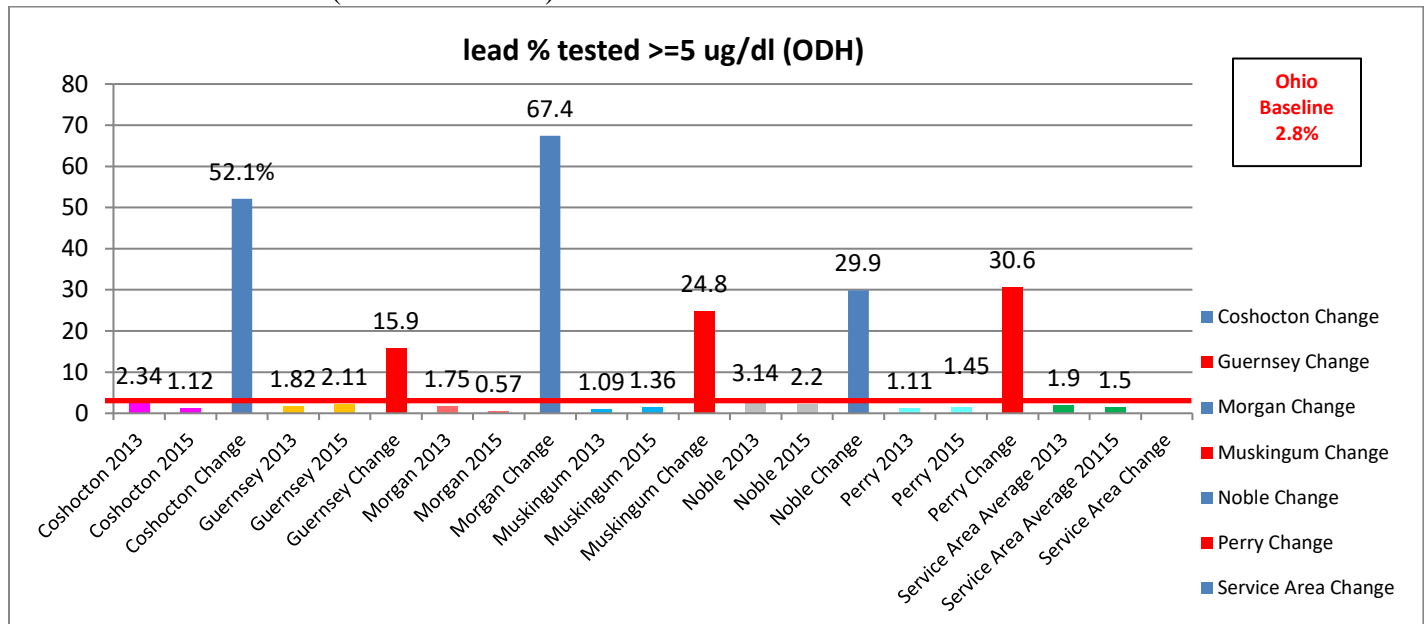
#### 4.2.3.E. Mothers, Children, and Infants Priority 6: Teen Births

Teen birth rates have decreased in the GHSA. Based on the 2018 CHR, the average rate of 35 for teen births ages 15-19 for the GHSA was higher than Ohio at 28 (See chart below).



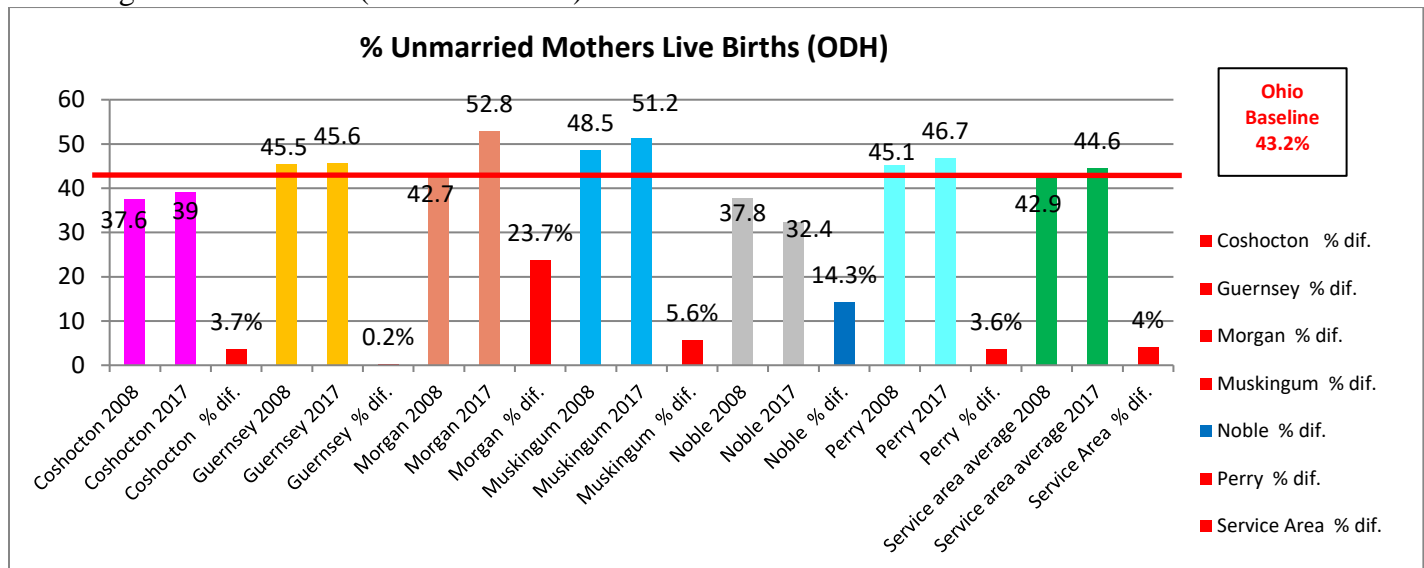
### 4.2.3. F. Mothers, Children, and Infants Priority 7: Childhood Lead

ODH reported in 2015 that an average of 1.5% of children tested for lead had a value of  $\geq 5$  ug/dl which was lower than Ohio at 2.8% (See chart below).



### 4.2.3.G. Mothers, Children, and Infants Priority 8: Unwed Births

The average of unmarried mothers giving live births in the GHSA (44.6%) was higher than Ohio (43.2%) according to ODH in 2017 (See chart below).

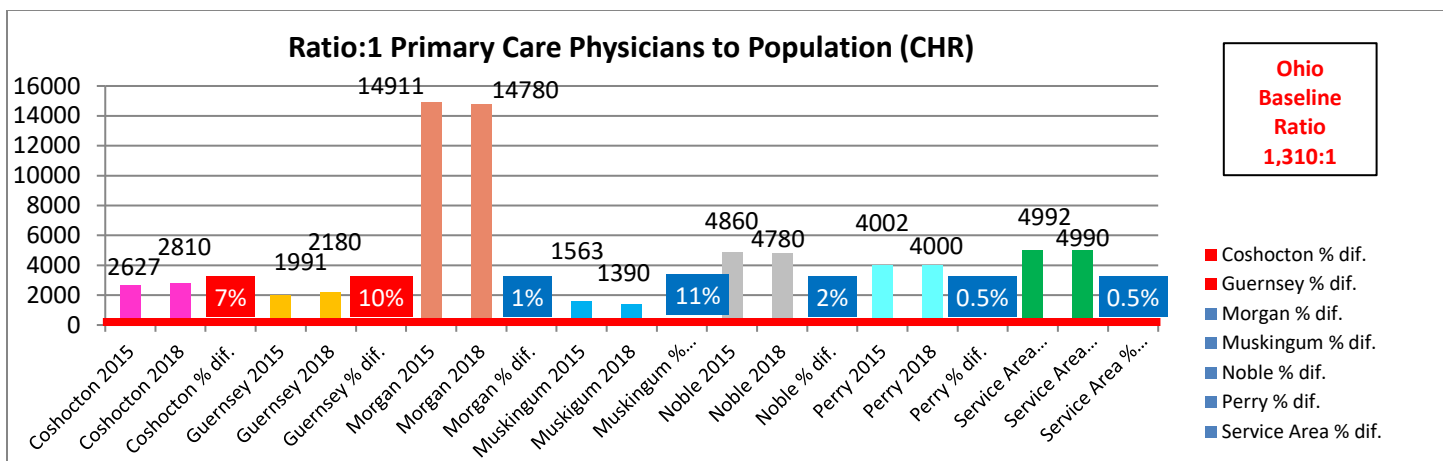


### 4.2.4. The Top Priority Access to Care Issues

Below are the top issues related to access to care in the GHSA.

#### 4.2.4. A. Access to Primary Care Physician

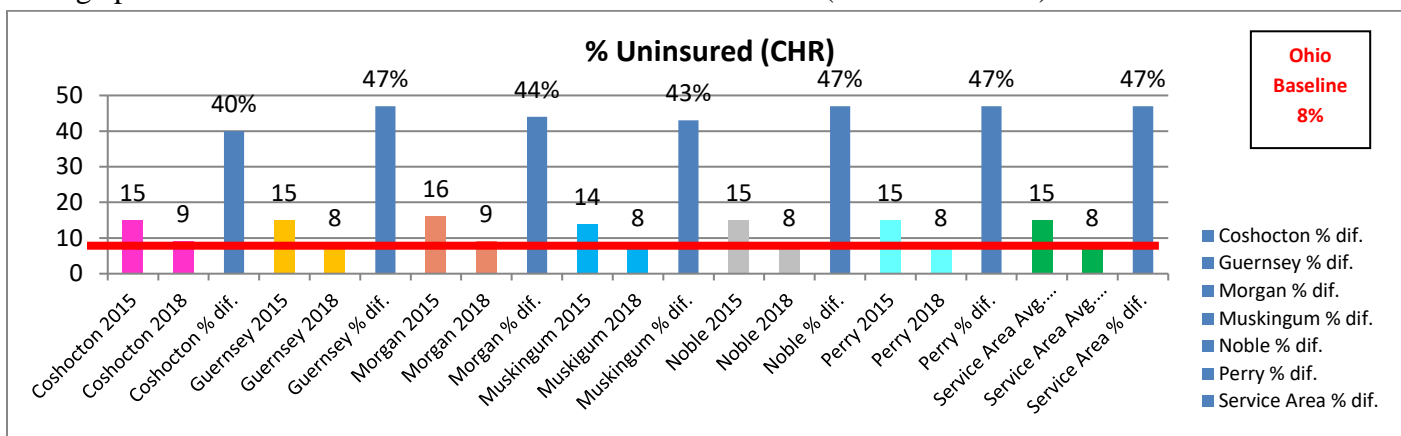
Five of the six counties, all but Muskingum County are designated by HRSA as Primary Care Health Professional Shortage Areas. The chart on the next page revealed the average primary care physician ratio based on the GHSA population was 4,990:1 compared to Ohio at 1,310:1 according to the 2018 CHR. There continues to be an urgent need for more primary care physicians in the GHSA.



#### 4.2.4.B. Access to Health Insurance

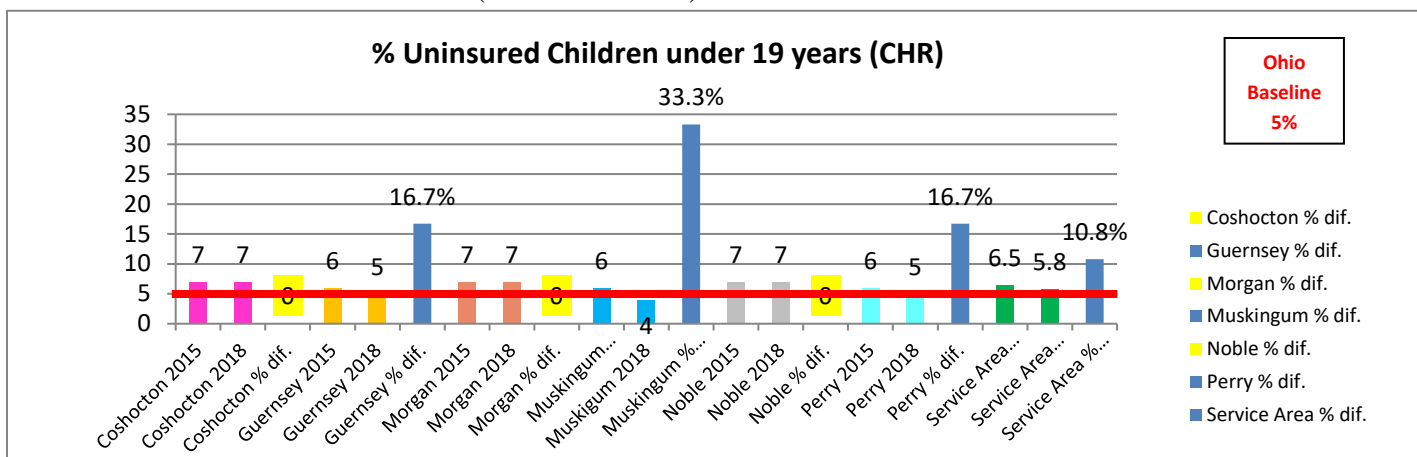
##### Adults

The GHSA increased Medicaid enrollment for those qualified due to Medicaid expansion in Ohio since 2015. The uninsured rates dropped from an average of 15% to 8% in the GHSA according to the 2018 CHR. The average percent uninsured for the GHSA was the same as Ohio (See chart below).



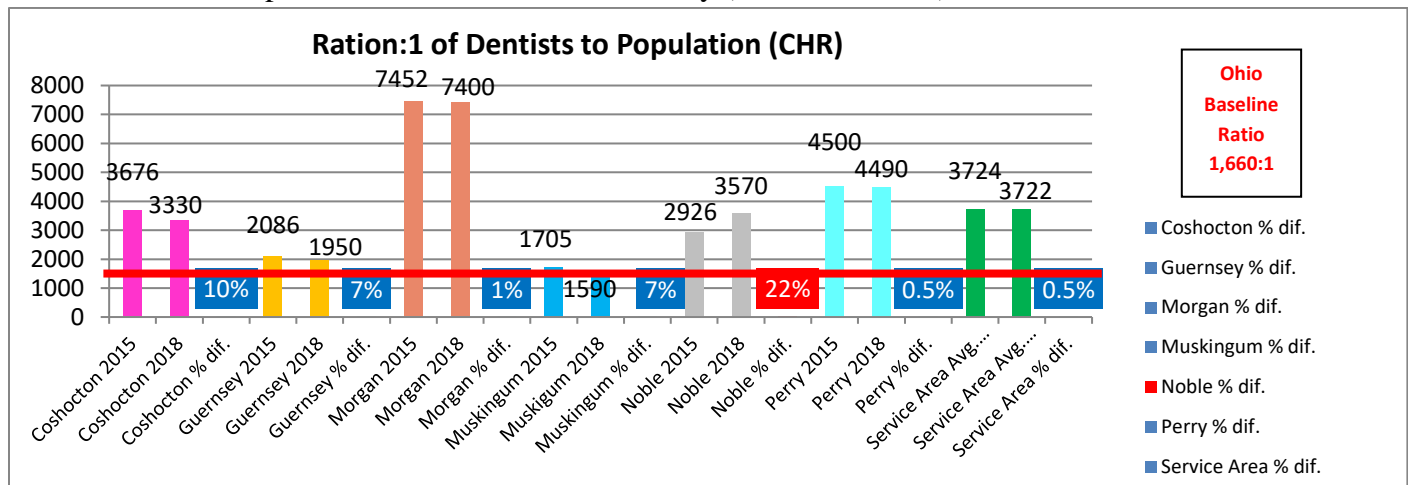
##### Children

Uninsured children decreased in the GHSA from an average of 6.5% to 5.8%, which was slightly higher than Ohio at 5% based on the 2018 CHR (See chart below).



#### 4.2.4.C. Access to Dental Providers

All six counties are designated by HRSA as Dental Health Professional Shortage Areas. According to the 2018 CHR, the average ratio of population to dental providers for the GHSA was remarkably higher at 3,724:1 when compared to Ohio at 1,660. Lack of dental care, particularly for those living in poverty is directly affected by the available dental providers in the GHSA community (See chart below).



#### 4.2.5. Asset Mapping

Appendix 5.3 provides a listing of county and area resources available to address the priority chronic conditions, risk factors, mother and children issues, and access to care.

## 4 APPENDIX

### 4.1 Social Services Resources

#### Muskingum

#### Phone Number

<b><u>Car Seats</u></b> Muskingum Help Me Grow	(740) 450-3275
<b><u>Child Care</u></b> Corp. for Ohio Appalachian Develop. Child Care Resource Network	(740) 373-6996
<b><u>Child Support</u></b> Child Support Enforcement Agency	(740) 755-7146
<b><u>Children with Medical Handicaps</u></b> Bureau for Children with Medical Handicaps	(800)-755-4769 (Parents Only)
<b><u>Children Protective Services</u></b> Muskingum Children Services	(740) 455-6710
<b><u>Crisis Line</u></b> Six County Inc.	(740) 454-9766
<b><u>Domestic Violence</u></b> Transition Inc.	(740) 454-3213
<b><u>Education</u></b> Muskingum Valley Educational Service Center	(740) 452-4518
<b><u>Emergency Shelter</u></b> Salvation Army	(740) 454-8953
<b><u>Employment</u></b> Muskingum County Job and Family Services	(740) 454-6211
<b><u>Food</u></b> United Way, Muskingum Co. Hunger Network	(740) 454-6872
<b><u>Financial/Utilities</u></b> Muskingum Economic Opportunity Action Group, Inc.	(740) 453-5703
<b><u>Help Me Grow</u></b> Muskingum County Help Me Grow	(740) 450-3275
<b><u>Housing</u></b> Zanesville Metropolitan Housing Authority	(740) 454-8566
<b><u>Information and Referral Services</u></b> United Way of Muskingum County	2-1-1 or (800) 544-1601
<b><u>Kinship Navigator</u></b> Job and Family Services	(740) 452-6339
<b><u>Legal</u></b> Ohio State Legal Service Association	(800)-589-5888
<b><u>Rape</u></b> RAINN (Rape, Abuse, Incest National Network)	(800)-565-HOPE (4673)
<b><u>Senior Center</u></b> Muskingum County Senior Center	(740) 452-0984
<b><u>Social Security</u></b> Social Security Hotline	(800)-722-1213
<b><u>Transportation</u></b> South East Area Transit	(740) 454-8574
<b><u>Veterans Service Office</u></b> Muskingum County	(740) 455-7149

<b>Coshocton</b>	<b>Phone Number</b>
<u>Car Seats</u> American Red Cross (co pay required)	(740) 622-0228
<u>Child Care</u> Department of Job and Family Services	(740) 622-1020
<u>Child Support</u> Child Support Enforcement Agency	(740) 622-1020
<u>Children with Medical Handicaps</u> Bureau for Children with Medical Handicaps	1-800-755-4769 (Parents Only)
<u>Children Protective Services</u> Children Service Division	(740) 622-1020
<u>Crisis Line</u> Six County Inc.	(740) 454-9766
<u>Domestic Violence</u> First Step Family Violence Services	(740) 622-9533
<u>Education</u> State Support Team Region 12	(740) 455-6700 (740) 439-9383
<u>Emergency Shelter</u> Community Action Agency	(740) 622-9801
<u>Employment</u> Coshocton Job and Family Services	(740) 622-1020
<u>Financial/Utilities</u> United Way of Coshocton County	(740) 622-4567
<u>Food</u> Job and Family Services	(740) 622-1020
<u>Help Me Grow</u> Coshocton Help Me Grow	(740) 622-1552
<u>Housing</u> Metropolitan Housing Authority	(740) 622-6300
<u>Information and Referral Services</u> United Way of Coshocton County	(740) 622-4567
<u>Kinship Navigator</u> Job and Family Services	(740) 622-1020
<u>Legal</u> Ohio State Legal Service Association	(800)-589-5888
<u>Rape</u> RAINN (Rape, Abuse, Incest National Network)	(800)-565-HOPE (4673)
<u>Senior Center</u> Coshocton Senior Center	(740) 622-4852
<u>Social Security</u> Social Security Hotline	(800)-722-1213
<u>Transportation</u> Coshocton County Coordinated Transportation Agency	(740) 622-7139
<u>Veterans Service Office</u> Coshocton County	(740) 622-2313



**Guernsey****Phone Number**

<u>Car Seats</u> Cambridge-Guernsey County Health Department	(740) 439-3577
<u>Child Care</u> Guernsey County Department of Job and Family Services	(740) 432-2381
<u>Child Support</u> Child Support Enforcement Agency	(740) 432-2381 (800) 307-8422
<u>Children with Medical Handicaps</u> Bureau for Children with Medical Handicaps	(800)-755-4769 (Parents Only)
<u>Children Protective Services</u> Guernsey Child Protective Services	(740) 439-5555
<u>Crisis Line</u> Six County Inc.	(740) 439-4428
<u>Domestic Violence</u> Haven of Hope	(740) 439-7233
<u>Education</u> State Support Team Region 12	(740) 439-9383 (Byesville) (740) 452-4518 (Zanesville)
<u>Emergency Shelter</u> United Way of Guernsey County	(740) 439-2667
<u>Employment</u> Guernsey Job and Family Services	(740) 432-2381
<u>Financial/Utilities</u> Salvation Army	(740) 432-7759
<u>Food</u> GMN Tri County Community Action Commission	(740) 732-2388
<u>Help Me Grow</u> Guernsey County Help Me Grow	(740) 439-1858
<u>Housing</u> Guernsey Metropolitan Housing Authority	(740) 439-6651
<u>Information and Referral Services</u> Job and Family Services	(740) 432-2381
<u>Kinship Navigator</u> Job and Family Services	(740) 432-2381
<u>Legal</u> South East Legal Services	(740) 454-1223
<u>Rape</u> RAINN (Rape, Abuse, Incest National Network)	(800)-565-HOPE (4673)
<u>Senior Center</u> Guernsey County Senior Citizens, Inc.	(740) 439-6681
<u>Social Security</u> Social Security Hotline	(800)-722-1213
<u>Transportation</u> South East Area Transit	(740) 454-8573 (Zanesville) (740) 439-3393 (Cambridge)
<u>Veterans Service Office</u> Guernsey County	(740) 432-9295 or 9294

**Morgan****Phone Number**

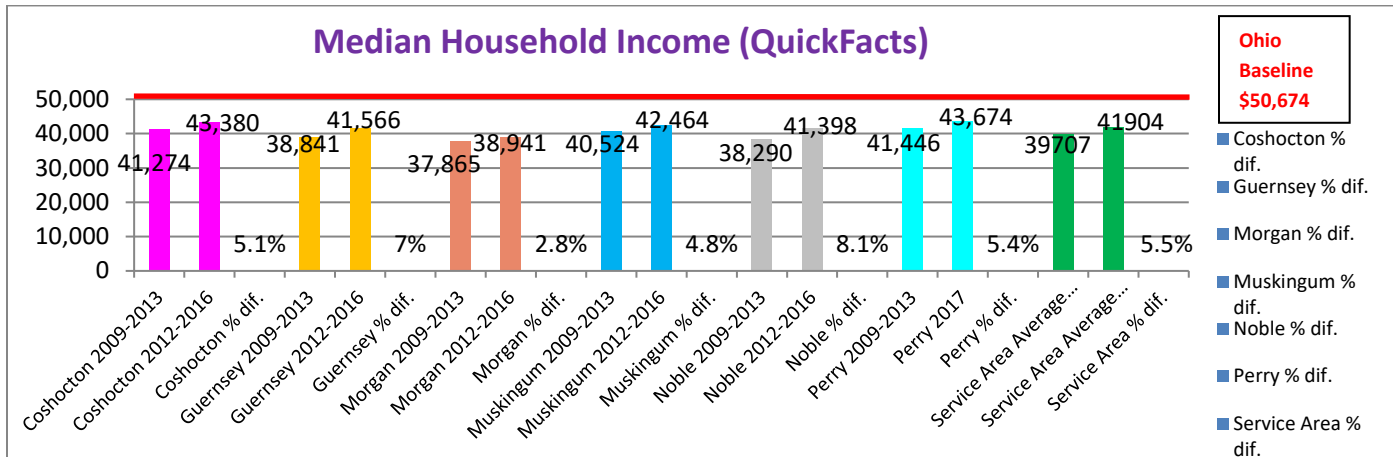
<u>Car Seats</u> Morgan County Health Department	(740) 962-4572
<u>Child Care</u> Corp for Ohio Appalachian Development Child Care Resource Network	(740) 373-6996 (800) 577-2276
<u>Child Support</u> Morgan County Child Support Enforcement	(740) 962-3000 (800)-564-9234
<u>Children with Medical Handicaps</u> Bureau for Children with Medical Handicaps	(800)-755-4769 (Parents Only) (614) 466-1700
<u>Children Protective Services</u> Morgan County Children Services	(740) 962-3838 (main phone) (740) 962-4044 (after hours)
<u>Crisis Line</u> Six County Inc. (24 hours)	(800) 344-5818
<u>Domestic Violence</u> Transitions (24 hours)	(740) 454-3213
<u>Education</u> State Support Team Region 16	(740) 797-0150
<u>Emergency Shelter</u> Salvation Army	(740) 452-8350 (Zanesville) (740) 962-2679 (Morgan Co.)
<u>Employment</u> Morgan Job and Family Services	(740) 962-4616
<u>Financial/Utilities</u> Washington-Morgan County Community Action Agency	(740) 373-3745
<u>Food</u> GMN Tri County Community Action Commission	(740) 732-2388
<u>Help Me Grow</u> Morgan County Help Me Grow	(740) 962-6809
<u>Housing</u> Morgan County Metropolitan Housing Authority	(740) 962-4930
<u>Information and Referral Services</u> United Way of Muskingum, Perry and Morgan Counties	2-1-1 (740) 454-6872
<u>Kinship Navigator</u> Public Children Services Agency	(740) 962-2754 (740) 962-4044 (after hours)
<u>Legal</u> Southeastern Ohio Legal Services	(740) 594-3558 (800)-686-3669
<u>Rape</u> Eve Incorporated (24 Hours)	(740) 374-5819
<u>Senior Center</u> Morgan County Council on Aging	(740) 962-5000
<u>Social Security</u> Social Security Hotline	(800)-772-1213
<u>Transportation</u> Washington-Morgan Community Action Agency	(740) 373-7671
<u>Veterans Service Office</u> Morgan County	(740) 962-4181

<b>Noble</b>	<b>Phone Number</b>
<u>Car Seats</u> Noble County Help Me Grow	(740) 732-4958
<u>Child Care</u> Corp for Ohio Appalachian Development Child Care Resource Network	(740) 373-6996
<u>Child Support</u> Noble County Child Support Enforcement Agency	(740) 732-2392 1-800-905-2732
<u>Children with Medical Handicaps</u> Bureau for Children with Medical Handicaps	1-800-755-4769 (Parents Only)
<u>Children Protective Services</u> Noble County Children Services	(740) 732-2392
<u>Crisis Line</u> Six County Inc. (24 Hours)	1-800-344-5818
<u>Domestic Violence</u> Eve Incorporated (24 Hours)	(740) 374-3111
<u>Education</u> State Support Team Region 12	1-800-344-5818
<u>Emergency Shelter</u> GMN Emergency Food & Shelter Program	(740) 732-2388
<u>Employment</u> Noble Job and Family Services	(740) 732-2392
<u>Financial/Utilities</u> Noble County Samaritan House	(740) 732-2840
<u>Food</u> GMN Tri County Community Action Commission	(740) 732-2388
<u>Help Me Grow</u> Noble County Help Me Grow	(740) 732-4958
<u>Housing</u> Noble County Metropolitan Housing Authority	(740) 439-6651 (800) 457-6651
<u>Information and Referral Services</u> United Way of Guernsey & Noble Counties	(740) 439-2667
<u>Kinship Navigator</u> Kinship Navigator (Relatives responsible for care of a child)	(740) 732-5388
<u>Legal</u> Southeastern Ohio Legal Services	(740) 374-2629 (800) 837-2630
<u>Rape</u> Eve Incorporated (24 Hours)	(740) 374-3111
<u>Senior Center</u> Joyce M. Davis Senior Center Robert T. Secrest Senior Citizen Center	(740) 732-5129 (740) 685-6354
<u>Social Security</u> Social Security Hotline	(800) 772-1213
<u>Transportation</u> Joyce M. Davis Senior Center (Senior Citizens Only)	(740) 732-5129
<u>Veterans Service Office</u> Noble County	(740) 732-5567

<b>Perry</b>	<b>Phone Number</b>
<u>Car Seats</u> Perry County Health Department	(740) 342-5179
<u>Child Care</u> Corp for Ohio Appalachian Development Child Care Resource Network	(740) 373-6996
<u>Child Support</u> Perry County Child Support Enforcement Agency	(740) 342-2278
<u>Children with Medical Handicaps</u> Bureau for Children with Medical Handicaps	(800) 755-4769 (Parents Only)
<u>Children Protective Services</u> Perry County Children Services	(740) 342-3836
<u>Crisis Line</u> Six County Inc. (24 Hours)	(800) 344-5818
<u>Domestic Violence</u> Domestic Violence Services of Cumberland and Perry Counties	(800) 852-2102
<u>Education</u> State Support Team Region 16	(740) 342-3502, ext. 124
<u>Emergency Shelter</u> Salvation Army	(740) 452-8350
<u>Employment</u> Perry Job and Family Services	(740) 342-3551
<u>Financial/Utilities</u> Hocking-Athens-Perry Community Action Organization	(740) 342-4113 (800) 273-1513
<u>Food</u> Hocking-Athens-Perry Community Action Organization	(740) 342-4113 (800-) 273-1513
<u>Help Me Grow</u> Perry County Help Me Grow	(740) 342-7722
<u>Housing</u> Perry County Metropolitan Housing Authority	(740) 982-5991
<u>Information and Referral Services</u> Perry County United Way	2-1-1 (800) 544-1601
<u>Kinship Navigator</u> Perry County Children Services (Relative responsible for care of a child)	(740) 342-3836
<u>Legal</u> Southeastern Ohio Legal Services	(740) 454-1223 (800) 686-3671
<u>Rape</u> Eve Incorporated (24 Hours)	(740) 374-3111
<u>Senior Center</u> Perry County Senior Center	(740) 342-4264
<u>Social Security</u> Social Security Hotline	(800) 772-1213
<u>Transportation</u> Perry County Transit (PCT)	(740) 342-2810
<u>Veterans Service Office</u> Perry County	(740) 342-2536

## 4.2 Social Determinant Charts

**Chart 1: Median household income**



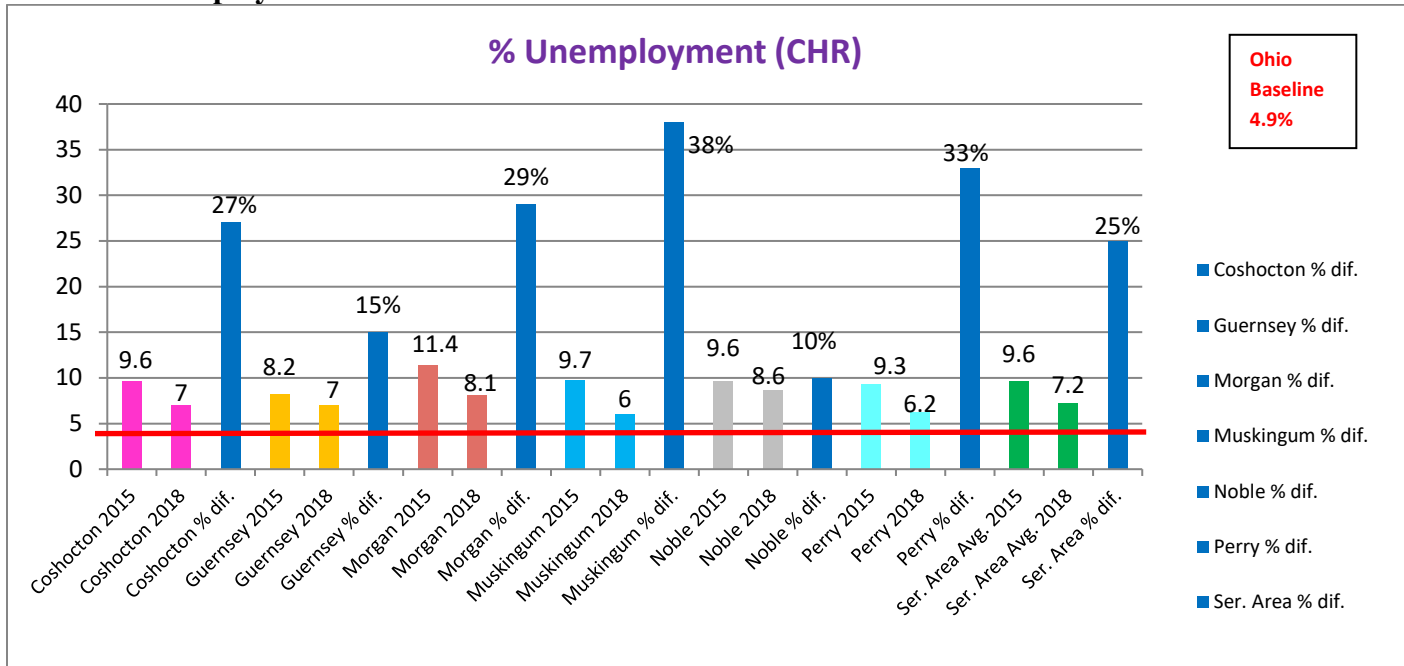
**Chart 2: Major Employers by County (Ohio Office of Research Ohio County Profiles 2015)**

Muskingum	Employers	Perry	Employers	Morgan	Employers
5 B's Inc.	Mfg	CerCo LLC	Mfg	EZG Manufacturing	Mfg
AK Steel Holding Co.	Mfg	Cooper-Standard Automotive	Mfg	Hann Manufacturing	Mfg
Avon Products	Trade	Crooksville Exempted Village Schools	Govt	Highland Oaks	Serv
AutoZone, Inc.	Trade	Eclipse Aluminum Trailer, LLC	Mfg	Kroger Co	Trade
Dollar General Corp	Trade	Ludowici Roof Tile	Mfg	MAHLE International	Mfg
East Balt Bakeries/ Wendy's International	Mfg	New Lexington City Schools	Govt	Miba Bearings US LLC	Mfg
Genesis HealthCare System	Serv	Northern Local Schools	Govt	Morgan County	Govt
Hallibuton	Mfg	PCC Airfoils LLC	Mfg	Morgan Local Schools	Govt
Kellogg's	Mfg	Perry County	Govt		
Muskingum University	Serv	Shelly Materials Inc.	Mining		
Muskingum County	Govt	Southern Local Schools	Govt		
Owen-Illinois/Owens Brockway	Mfg	Westmoreland Coal	Mining		
Zanesville City Schools	Govt				

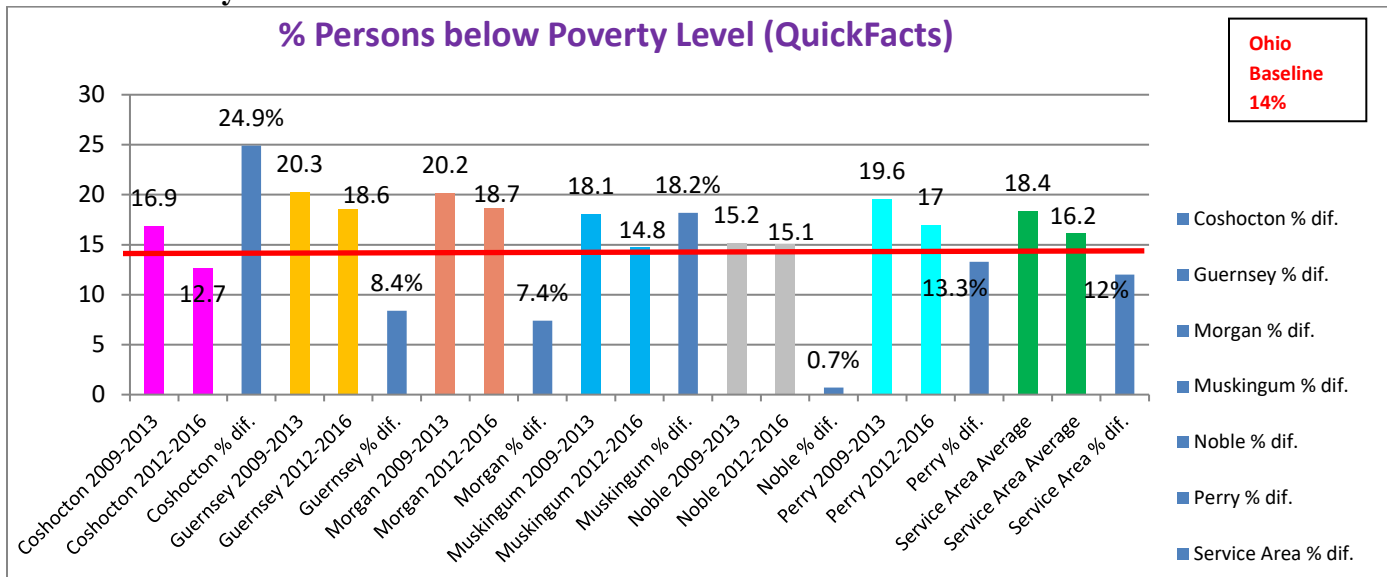
**Chart 2: Major Employers by County Continued (Ohio Office of Research Ohio County Profiles 2015)**

Coshocton	Employers	Noble	Employers	Guernsey	Employers
AK Steel Holding Co.	Mfg	B & N Coal	Mining	Cambridge City Schools	Govt
American Electric Power Co	Utility	Caldwell Exempted Village Schools	Govt	Colgate-Palmolive Co	Mfg
Coshocton City Schools	Govt	Intl Converter Inc.	Mfg	Daimler AG/Detroit Diesel	Mfg
Coshocton County	Govt	Noble County	Govt	Encore Plastics	Mfg
Coshocton Regional Medical Center	Serv	Noble Local Schools	Govt	Federal-Mogul Corp	Mfg
Kraft Heinz Co.	Mfg	State of Ohio	Govt	Guernsey County	Govt
McWane Corp/Clow Water Systems	Mfg	Summit Acres	Serv	Picoma Industries/ Zekelman Ind.	Mfg
Riverview Local Schools	Govt	Warren Drilling Co	Mining	Southeastern Ohio Regional Medical Ctr	Serv
				State of Ohio	Govt
				Wal-mart Stores Inc.	Trade

**Chart 3: Unemployment**

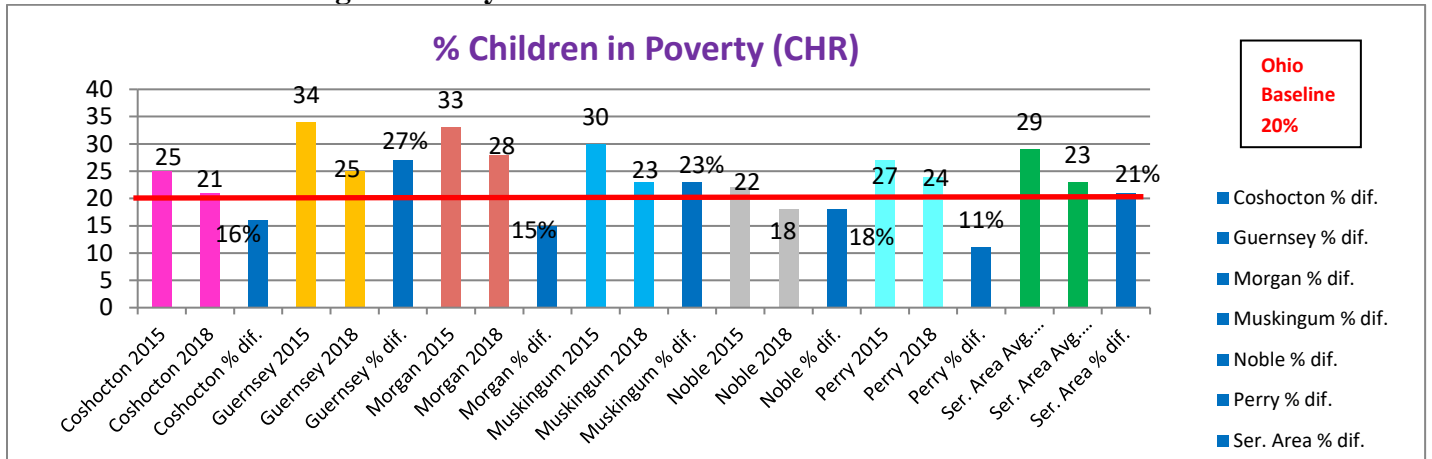


**Chart 4: Poverty Estimates**

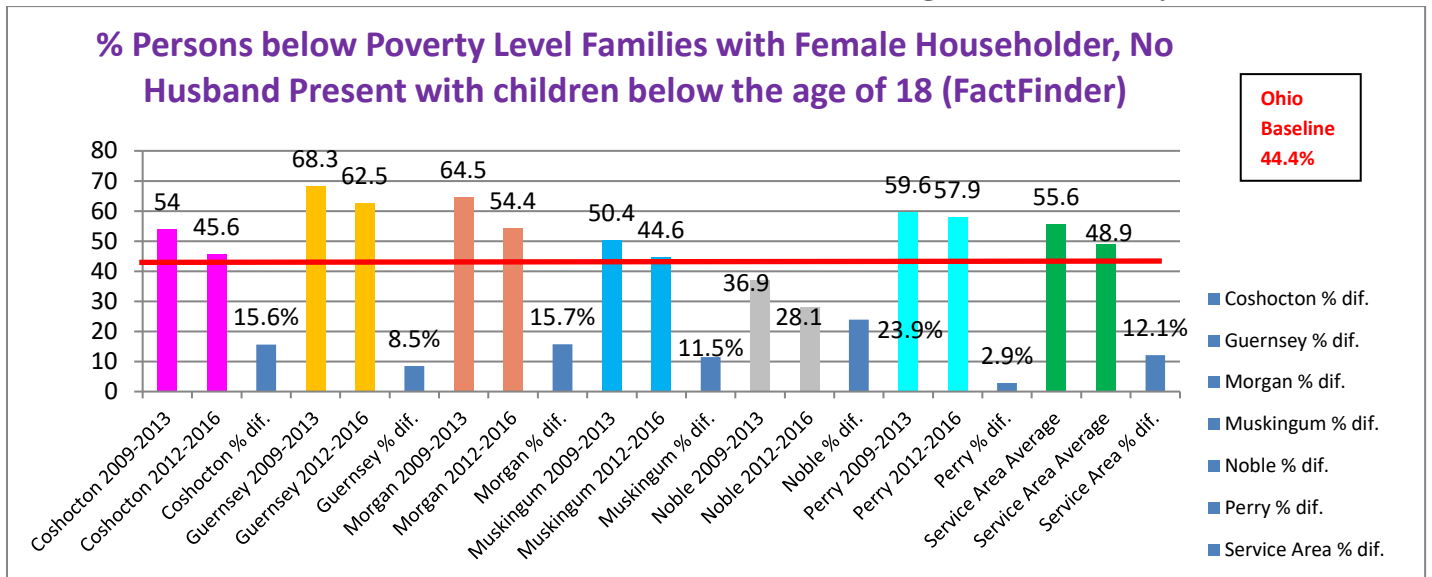




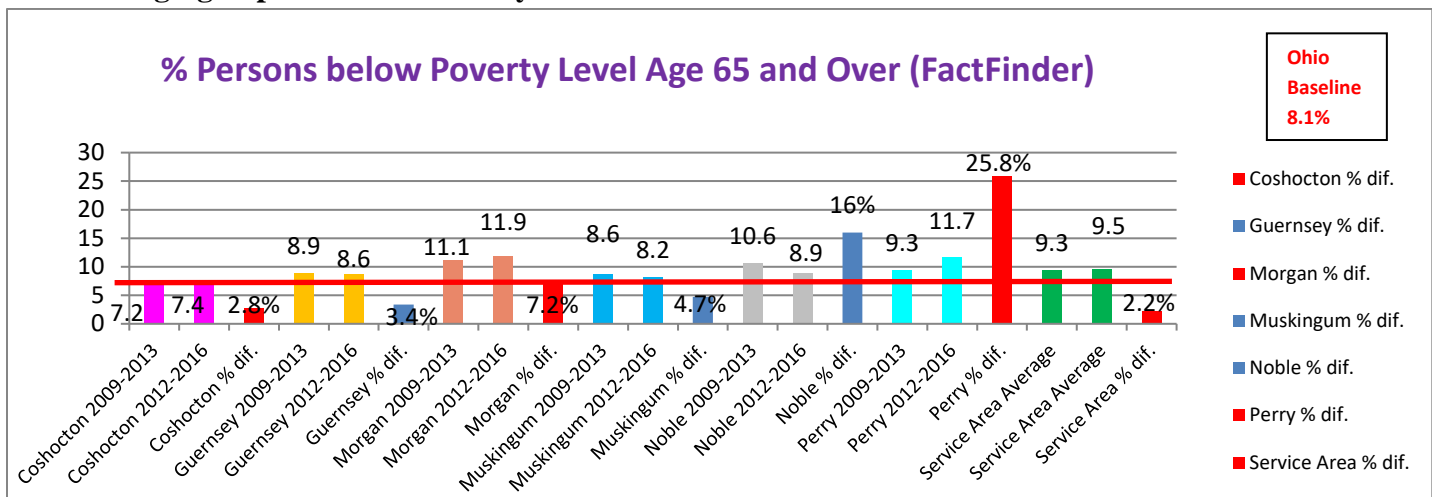
**Chart 5: Children Living in Poverty**



**Chart 6: Female Householder, No Husband with Children under Age of 18 in Poverty**



**Chart 7: Aging Populations in Poverty**



**Chart 8: Housing Characteristics (FactFinder 2016)**

Location	Home ownership	Houses built before 1980	Houses built before 1939	Owner costs at 35% or more of household income	Gross rent at 35% or more of household income
Coshocton	74.7%	69.9%	34.5%	16.2%	34.4%
Guernsey	72.5%	65.4%	27.8%	17%	43.7%
Morgan	76.7%	66.1%	27.3%	21.2%	38%
Muskingum	67%	66.7%	25.4%	18.3%	40.6%
Noble	83.4%	60.9%	29%	21%	34.8%
Perry	73.3%	56.6%	27.40%	17.3%	41.1%
Average/Total	74.6%	64.3%	28.6%	18.5%	38.8%
Ohio	66%	68%	20.7%	18.2%	39%

**Chart 9: Food Insecurity for Broad Community (Feeding America Map the Meal Gap 2016)**

Food Insecurity Location	Rate	Number people food insecure	Below SNAP threshold at 130% poverty	% Between 130% and 185% poverty	Above Other Nutrition Program threshold of 185% poverty
Coshocton	14%	5,120	63%	16%	20%
Guernsey	15.8%	6,230	62%	13%	25%
Morgan	16.5%	2,450	71%	7%	22%
Muskingum	15.5%	13,340	62%	13%	25%
Noble	14.1%	2,030	41%	17%	42%
Perry	15.3%	5,510	64%	13%	23%
Average/Total	15.2%	34,680	60.5	13.2	26.2
Ohio	15.1%	1,758,310	53%	12%	36%

**Chart 10: Food Insecurity for Children (Feeding America Map the Meal Gap 2016)**

Child Food Insecurity Location	Child Rate	Number children food insecure	Income-eligible for nutrition programs (incomes at or below 185% of poverty)	Likely ineligible for federal nutrition programs (incomes above 185% of poverty)
Coshocton	22%	1,910	92%	8%
Guernsey	25.1%	2,280	84%	16%
Morgan	25.3%	830	75%	25%
Muskingum	22.8%	4,560	76%	24%
Noble	22.4%	600	82%	18%
Perry	23.9%	2,090	78%	22%
Average/Total	23.6	12,270	81.2%	18.8
Ohio	20.3%	528,960	66%	34%

Chart 11: Violent Crime

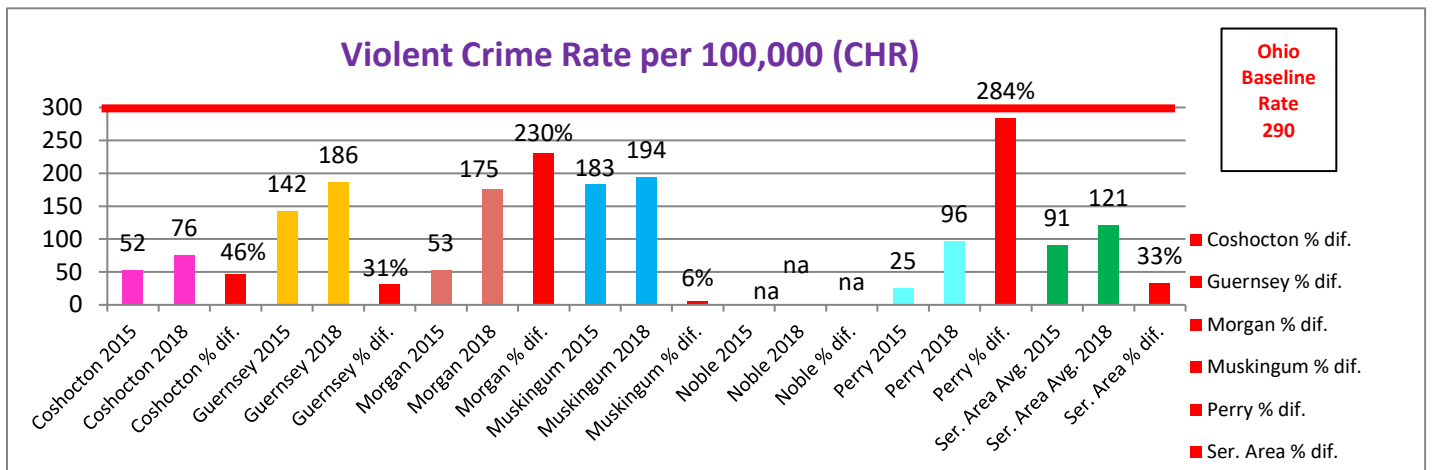


Chart 12: Adolescents Adjudicated for Felonies

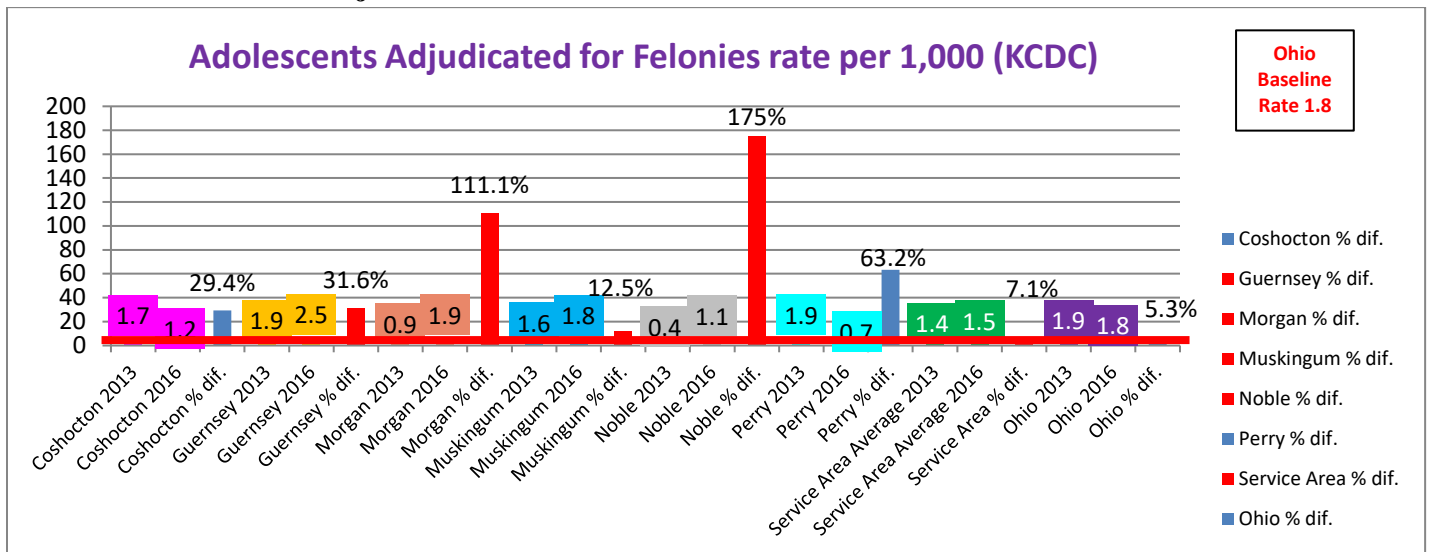
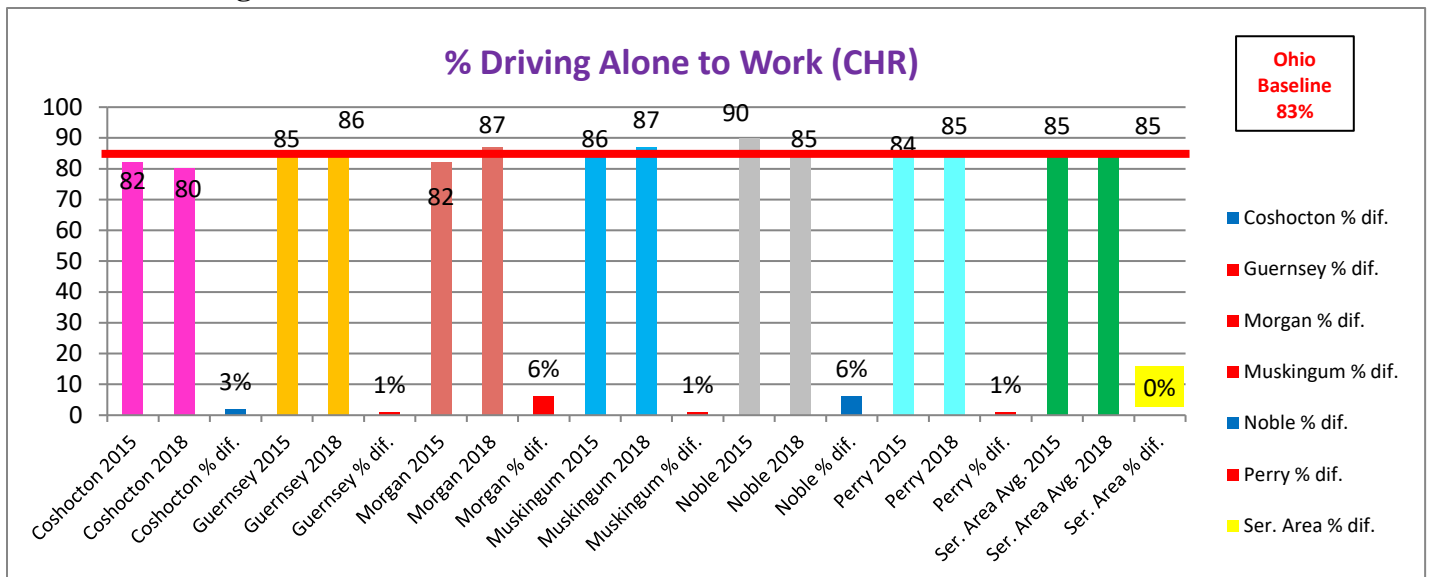
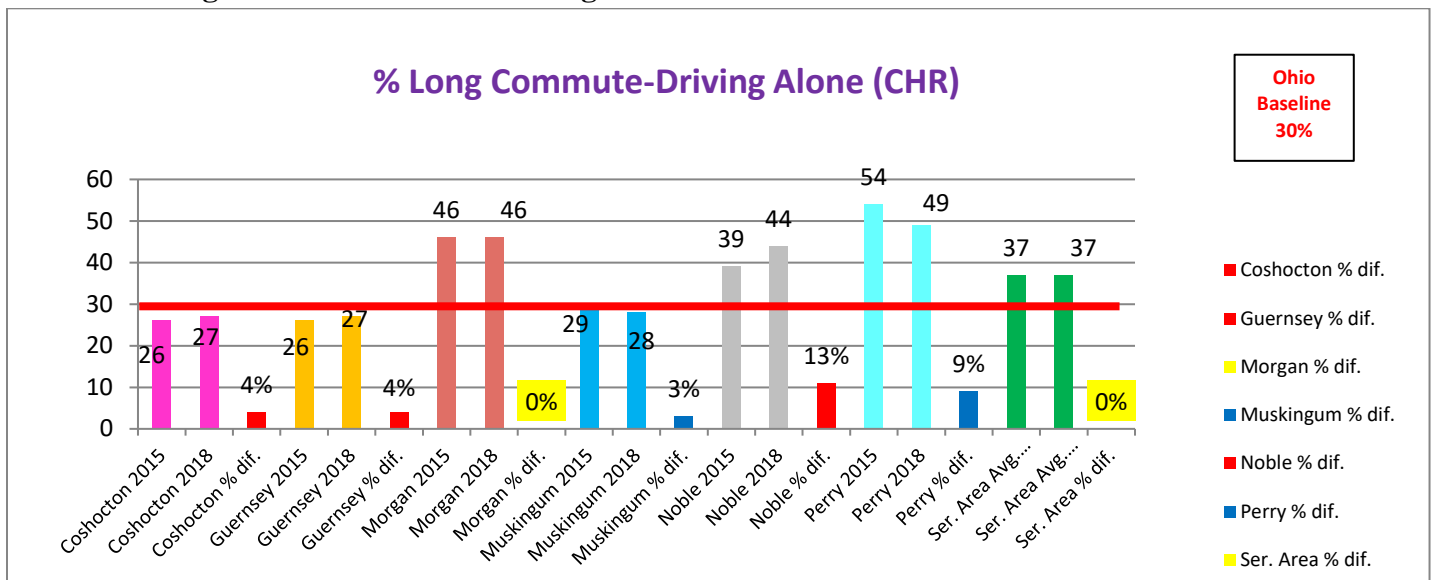


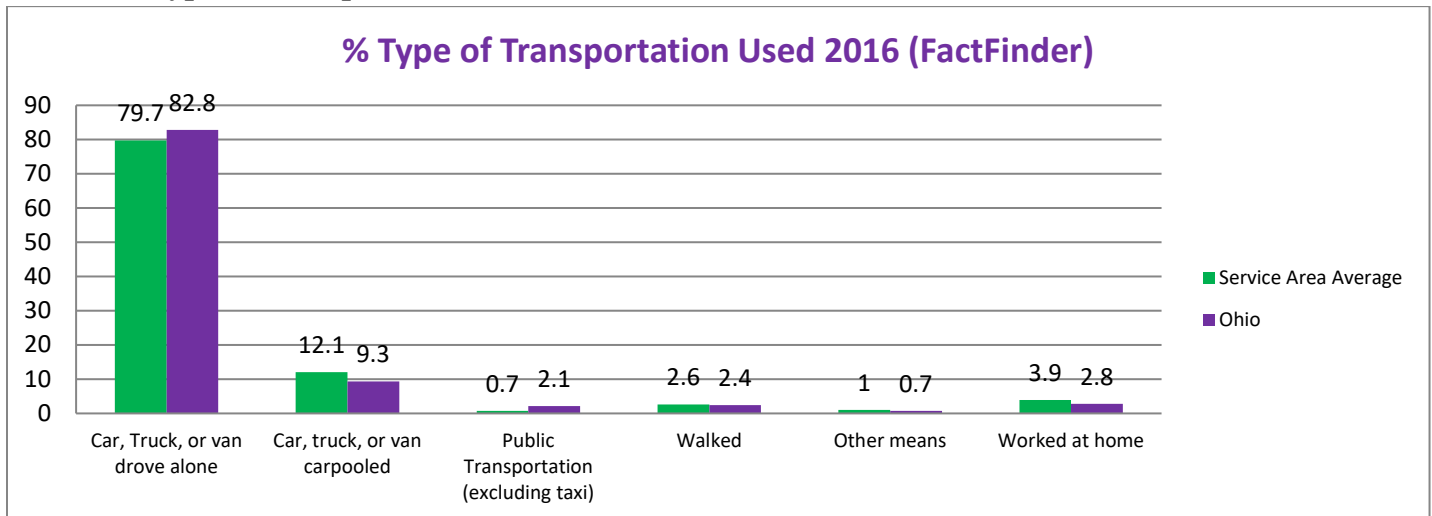
Chart 13: Driving Alone to Work



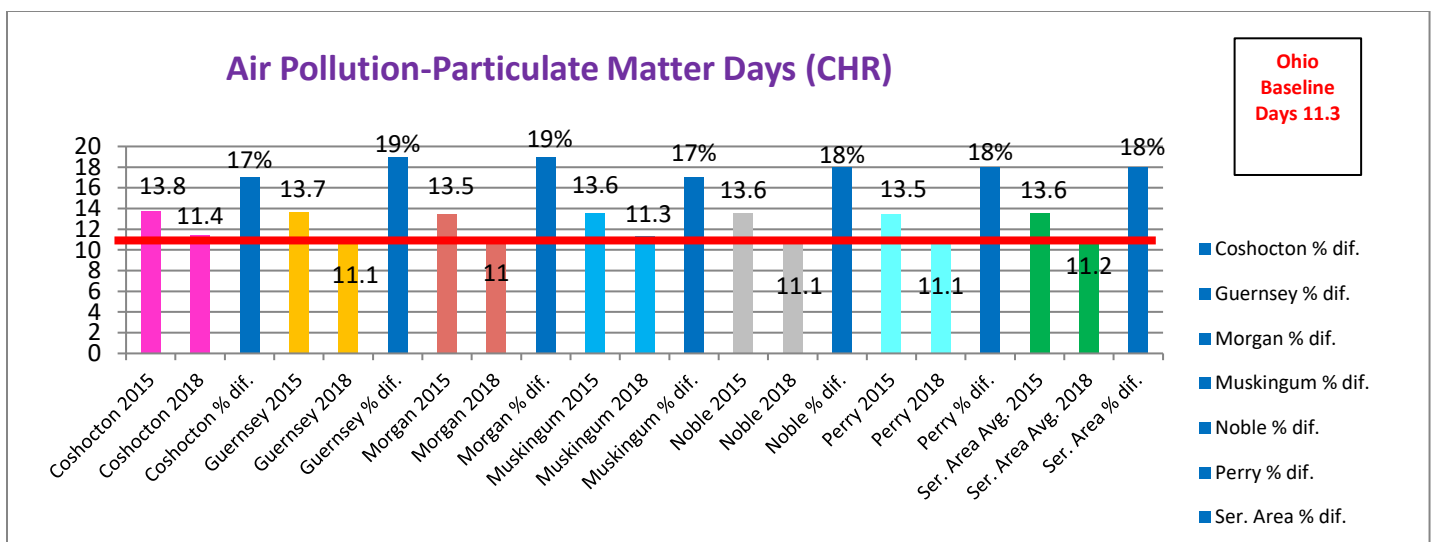
**Chart 14: Long Commute to Work Driving Alone**



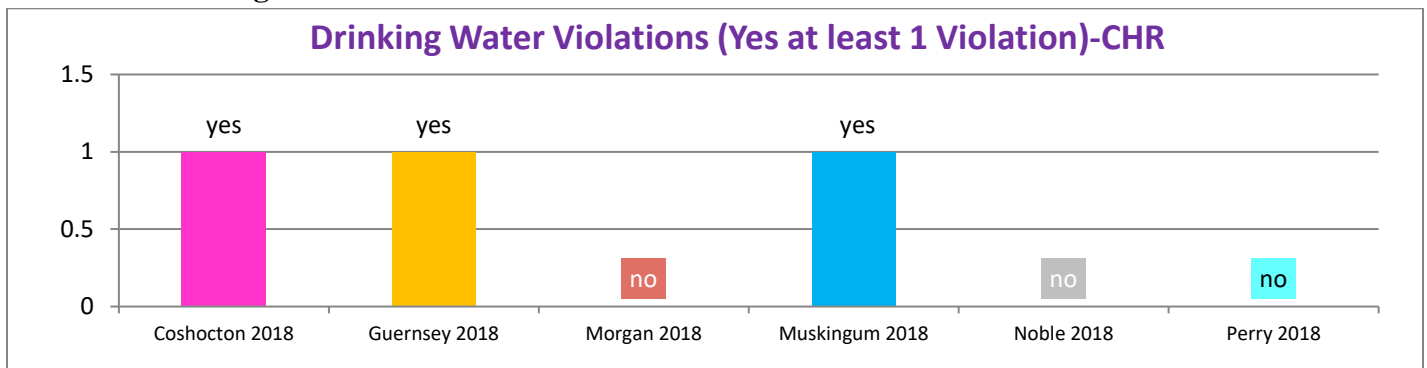
**Chart 15: Type of Transportation**



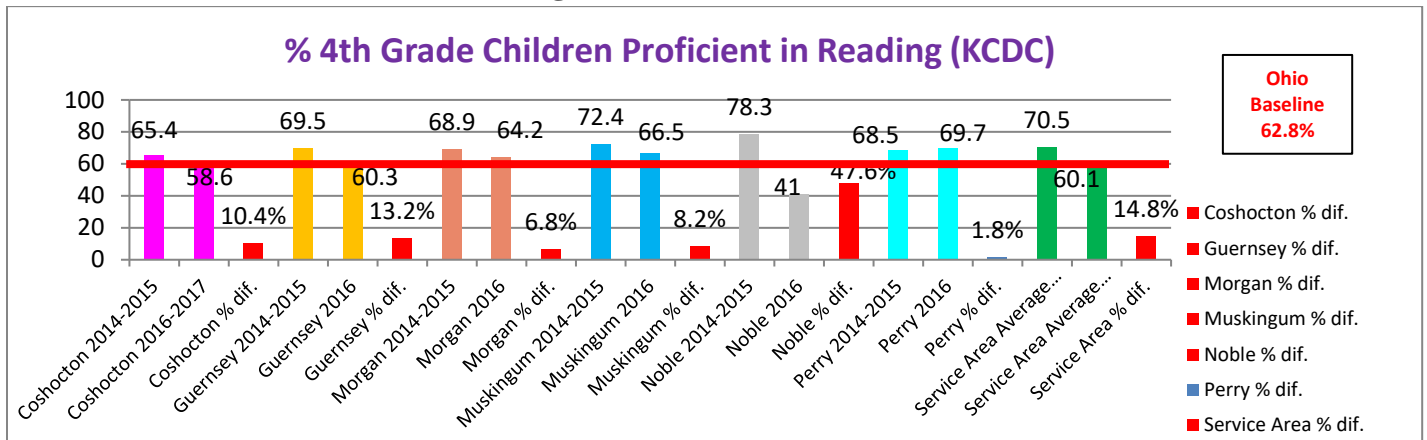
**Chart 16. Air Pollution**



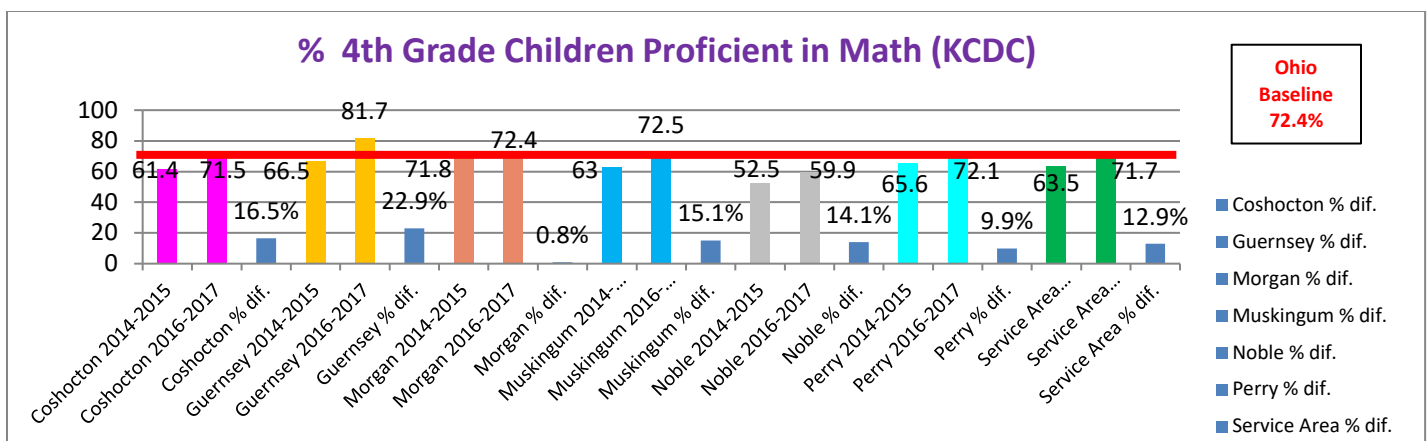
**Chart 17. Drinking Water Violations**



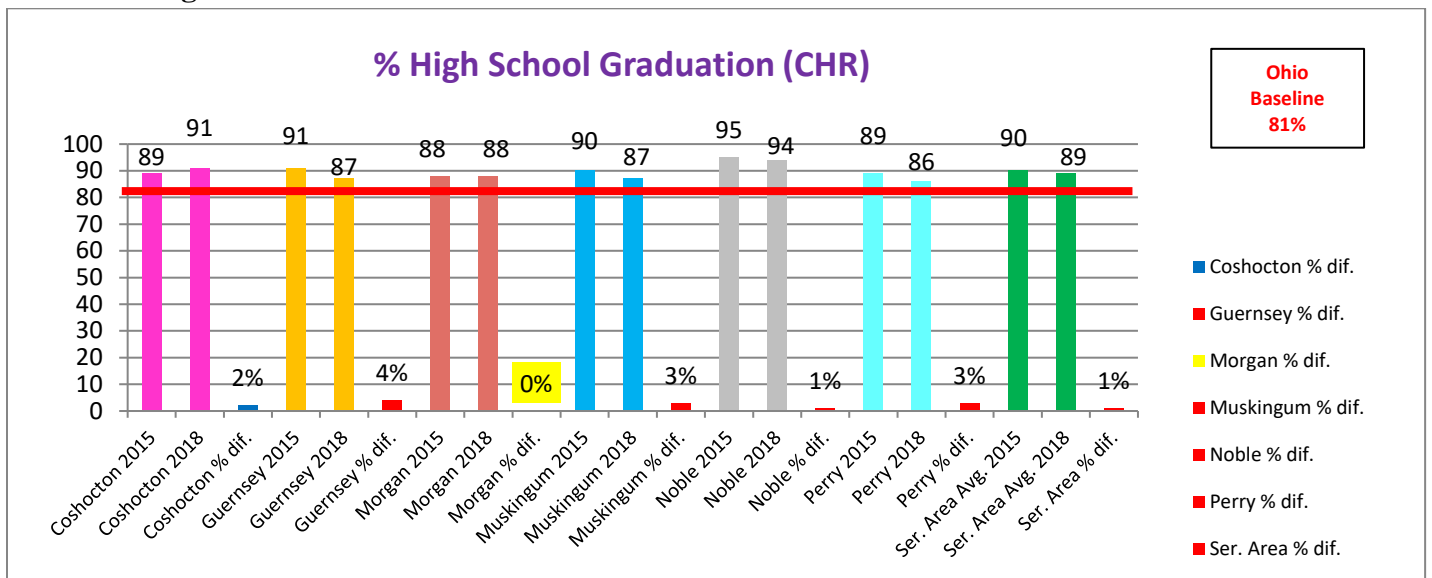
**Chart 18. Children Proficient in Reading**



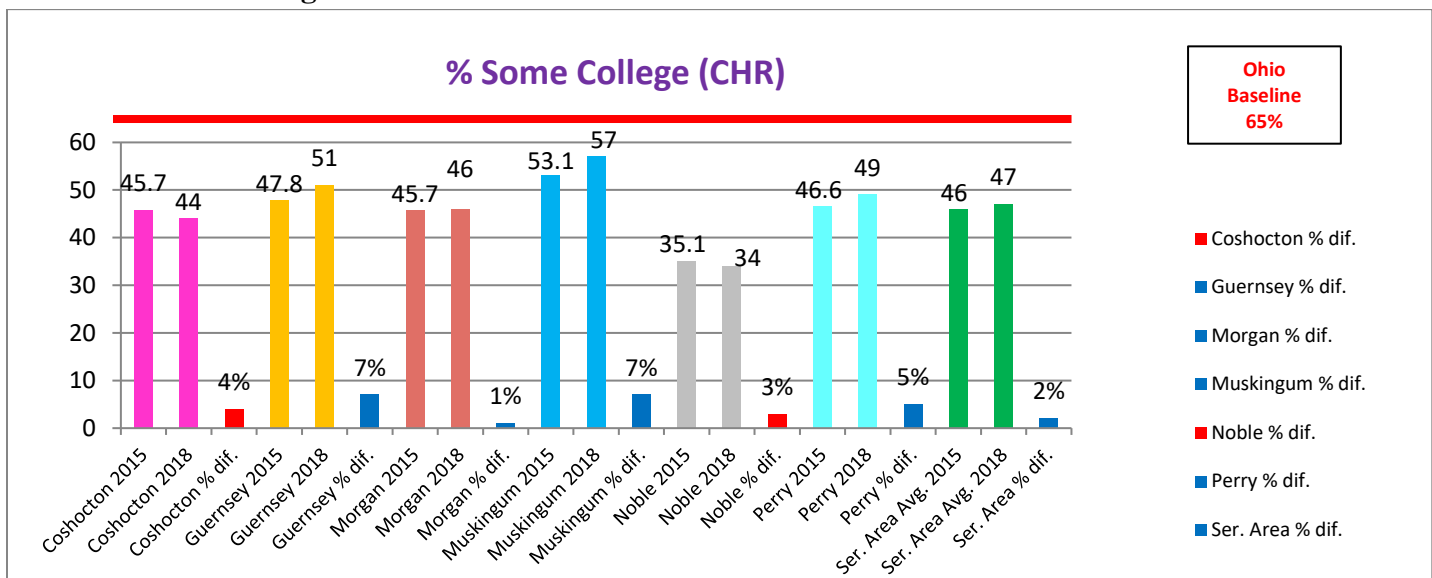
**Chart 19. Children Proficient in Math**



**Chart 20: High School Graduation**



**Chart 21: Some College**



#### 4.3 Resources Available in the Service Area to Address the Top Priority Health Issues for Chronic Conditions, Risk Factors, Mothers and Children Issues, and Access to Care

##### 5.3.1. Resources for Chronic Conditions

#1 Drug Addiction/Mental Health				
Service	Provider	Phone	Address	County
Mental health services (MHS)	Genesis Behavioral Health	740-454-5927	2951 Maple Avenue Zanesville, OH 43701	Muskingum, Coshocton, Guernsey, Morgan, Noble, Perry
MHS	Allwell Behavioral Health Services	740-622-4470	1199 S. 2 <sup>nd</sup> St., Coshocton, 43812	Coshocton
MHS	Allwell Behavioral Health Services	740-439-4428	2500 John Glenn Highway, Cambridge, 43275	Guernsey



MHS	Allwell Behavioral Health Services	740-962-5204	915 S. Riverside Drive, McConnells-ville, 43756	Morgan
MHS	Allwell Behavioral Health Services	740-454-9766	2845 Bell Street, Zanesville, 43701	Muskingum
MHS	Allwell Behavioral Health Services	740-732-5233	44020 Marietta Road, Caldwell, 43274	Noble
MHS	Allwell Behavioral Health Services	740-342-5154	1375 Commerce Drive, New Lexington, 43764	Perry
MHS	Muskingum Valley Health Center	740-891-9000	719 Adair Avenue, Zanesville 43701	Muskingum, Coshocton, Guernsey, Morgan
Mental health children services	See resources listed above.			
Addiction behavioral health services (ABHS)	GENESIS Behavioral Health Center Drug and Alcohol Recovery Program	740-454-5927	2951 Maple Avenue, Zanesville, 43701	Muskingum, Coshocton, Guernsey, Morgan, Noble, Perry
ABHS	Alcohol & Drug Services of Guernsey County	740-439-4532	972 Wheeling Avenue, Suite 310, Cambridge, 43725	Guernsey
ABHS	Coshocton Behavioral Health Choices	740-622-0033	610 Walnut Street, Coshocton, 43812	Coshocton
ABHS	Morgan Behavioral Health Choices	740-962-6933	915 S. Riverside Drive, McConnellsville, 43756	Morgan
ABHS	Muskingum Behavioral Health Choices	740-454-1266	1127 West Main St., Zanesville, 43701	Muskingum
ABHS	Noble Behavioral Health Services	740-732-5988	18003 Woodsfield Rd., Suite #2, Caldwell, 43724	Noble
ABHS	Perry Behavioral Health Choices	740-342-1991	203 N. Main Street, New Lexington, 43764	Perry
Behavioral Health Services (BHS)	Allwell Behavioral Health Services Residential Services	740-432-5130	Cambridge, 437725	Guernsey
BHS	Mid-Ohio Behavioral Health, LLC	740-201-2324	1501 Chestnut Street, Coshocton, 43812	Coshocton
BHS	Mid-Ohio Behavioral Health, LLC	740-201-2522	2090 North Ave., Cambridge, 43725	Guernsey
BHS	Mid-Ohio Behavioral Health, LLC	740-569-5737	930 Bethesda Dr., Bldg. 4, Suite 4, Zanesville, 43701	Muskingum
Crisis shelter	Allwell Crisis Stabilization Unit	740-455-4132	Zanesville, 43701	Muskingum
Crisis hotline	Allwell Crisis Hotline	800-344-5818		Muskingum, Coshocton, Guernsey, Morgan, Noble, Perry
Detox Centers	GENESIS (New Vision)	740-454-5680	2951 Maple Ave., Zanesville, 43701	Southeast Ohio
Detox Centers	ClearView	740-342-1991	551 N. Main St., New Lexington, 43764	Southeast Ohio
Medication Assisted Treatment Providers (MAT)	Family Care Behavioral Health	740-454-9000	2447 Maple Ave., Zanesville 43701	Southeast Ohio
MAT	PBHC Clinic	740-342-	209 North Main St.,	Southeast Ohio

		1991	New Lexington, 43764	
MAT	Cedar Ridge-Zanesville	855-692-7247	301 East Main St., Zanesville, 43701	Southeast Ohio
MAT	Cedar Ridge-Cambridge	614-394-6047	1225 Woodlawn Ave., Suite #112, Cambridge, 43725	Southeast Ohio
MAT	Hopewell Health Center	740-342-4192	2541 Panther Dr., N.E., New Lexington, 43764	Southeast Ohio
MAT	Muskingum Valley Health Center	740-891-9000	719 Adair Avenue, Zanesville 43701	Muskingum, Coshocton, Guernsey, Morgan
Outpatient Treatment Facilities (OTF)	GENESIS Behavioral Health Center Drug and Alcohol Recovery Program	740-454-5927	2951 Maple Avenue, Zanesville, 43701	Muskingum, Coshocton, Guernsey, Morgan, Noble, Perry
OTF	Perry Behavioral Health Choices	740-342-1991	203 Main St., New Lexington, 43764	Southeast Ohio
OTF	Cedar Ridge-Zanesville	855-692-7247	58 North 5 <sup>th</sup> St., Zanesville, 43701	Southeast Ohio
OTF	A.C.T.S. Program at Anchor Church	740-453-8620	1365 Chamberlain St., Zanesville, 43701	Southeast Ohio
OTF	Muskingum Behavioral Health	740-454-1266	1127 West Main St., Zanesville 43701	Southeast Ohio
OTF	Cedar Ridge Cambridge	740-394-6047	1225 Woodlawn Ave., Suite #1112, Cambridge, 43725	Southeast Ohio
Residential Treatment Centers (RTC)	The Landing at Cedar Ridge	855-692-7247	5559 Raiders Rd., Frazesburg, 43822	Southeast Ohio
RTC	Cambridge Behavioral Hospital	740-432-4906	66737 Old 21 Rd., Cambridge, 43725	Southeast Ohio
Women’s RTC	Muskingum Women’s Recovery	740-207-5883	2811 Maysville Ave., Zanesville, 43701	Southeast Ohio
Women’s RTC	Stanton Villa	740-342-0616	227 N. Main St., New Lexington, 43764	Southeast Ohio
Men’s RTC	Evolution	740-343-0733	106 S. Main St., New Lexington, 43764	Southeast Ohio
Men’s RTC	New Hope Creation	304-916-8469	800 Main St., Malta, 43758	Southeast Ohio
Support groups	See resources listed above.			
Suicide risk	See resources listed above.			
#2 Heart Disease				
Service	Provider	Phone	Address	County
Heart & vascular services (HVS)	GENESIS Heart & Vascular Center	740-455-4966	955 Bethesda Dr., Zanesville, 43701	Muskingum, Coshocton, Guernsey, Morgan, Noble, Perry
HVS	Southeastern Medical Center	740-439-8000	1341 Clark Street, Cambridge, 43725	Guernsey & Noble
Heart & vascular screenings	GENESIS	740-454-5550	2951 Maple Avenue, Zanesville, 43701	Muskingum, Coshocton, Guernsey, Morgan, Noble, Perry

Cardiac rehabilitation (CR)	Southeastern Medical Center	740-439-8000	1341 Clark Street, Cambridge, 43725	Guernsey & Noble
CR	GENESIS Heart & Vascular Rehabilitation	740-454-5550	2951 Maple Avenue, Zanesville, 43701	Muskingum, Coshocton, Guernsey, Morgan, Noble, Perry
CR	Coshocton Regional Medical Center	740-623-4268	1460 Orange Street, Coshocton, 43812	Coshocton
Cardiovascular Testing (CT)	GENESIS Heart & Vascular Center	740-455-4966	955 Bethesda Dr., Zanesville, 43701	Muskingum, Coshocton, Guernsey, Morgan, Noble, Perry
CT	Southeastern Medical Center	740-430-8930	1341 Clark Street, Cambridge, 43725	Guernsey & Noble
CT	Genesis Perry County Medical Center	740-743-3800	301 Dr. Mike Clouse Drive, Somerset, 43783	Perry
Cardiac Catheterization (CC)	GENESIS Heart & Vascular Center	740-455-4966	955 Bethesda Dr., Zanesville, 43701	Muskingum, Coshocton, Guernsey, Morgan, Noble, Perry
CC	Southeastern Medical Center	740-439-8000	1341 Clark Street, Cambridge, 43725	Guernsey & Noble
<b>#3 Cancer</b>				
<b>Service</b>	<b>Provider</b>	<b>Phone</b>	<b>Address</b>	<b>County</b>
Cancer medical services (CMS)	GENESIS Cancer Care Center	740-454-5271	2951 Maple Avenue, Zanesville, 43701	Muskingum, Coshocton, Guernsey, Morgan, Noble, Perry
CMS	Southeastern Medical Center Cambridge Regional Cancer Center	740-439-8000	1341 Clark Street, Cambridge, 43725	Guernsey & Noble
CMS	Coshocton County Memorial Hospital	740-622-6411	1460 Orange Street, Coshocton, 438312	Coshocton
Hospice care (HC)	GENESIS Morrison House	740-454-5365	713 Forest Avenue, Zanesville, 43701	Muskingum, Coshocton, Guernsey, Morgan, Noble, Perry
HC	Riverside Landing Nursing and Rehabilitation	866-603-1221	856 South Riverside Dr., McConnellsville, 43756	Morgan
HC	Hospice of Guernsey, Inc.	740-432-7440	P.O. Box 1165 Cambridge, 43725	Guernsey & Noble
HC	Fairhope Hospice and Palliative Care	740-654-7077	96 W. Hunter St Suite B, Logan, 43138	Perry
HC	Health Services of Coshocton County	740-622-7311	230 S. 4 <sup>th</sup> St., Coshocton, 43812	Coshocton
HC	Hospice of Coshocton County	740-623-4450	1501 Orange St., Coshocton 43812	Coshocton
HC	Coler Hospice, LTD.	740-487-1241	50 N. 4 <sup>th</sup> St., Zanesville 43701	Muskingum

Cancer screening services (CSS)	GENESIS Cancer Care Center	740-454-5271	2951 Maple Avenue, Zanesville, 43701	Muskingum, Coshocton, Guernsey, Morgan, Noble, Perry
CSS	Ohio University Heritage College of Osteopathic Medicine Breast Education Screening & Navigation Program	740-593-2432	Mobile Van comes to Shriver's Pharmacy, 120 S. Buckeye St., Crooksville, 43731 and Tecumseh Theater, 114 W. Main St., Shawnee, 43782	Perry
CSS	Coshocton Regional Medical Center Diagnostic Services	740-623-4268	1460 Orange Street, Coshocton, 43812	Coshocton
CSS	Southeastern Medical Center Cambridge Regional Cancer Center	740-439-8000	1341 Clark Street, Cambridge, 43725	Guernsey & Noble
Cancer support group (CSG)	GENESIS Cancer Care Center	740-454-5271	2951 Maple Avenue, Zanesville, 43701	Muskingum, Coshocton, Guernsey, Morgan, Noble, Perry
CSG	Coshocton County Memorial Hospital	740-623-4441	1460 Orange Street, Coshocton, 43812	Coshocton
CSG	Southeastern Medical Center Cambridge Regional Cancer Center	740-439-8000	1341 Clark Street, Cambridge, 43725	Guernsey & Noble
<b>#3 Chronic Breathing Problems</b>				
<b>Service</b>	<b>Provider</b>	<b>Phone</b>	<b>Address</b>	<b>County</b>
Pulmonary Services (PS)	GENESIS Pulmonary Services	740-454-4345	955 Bethesda Dr., Zanesville, 43701	Muskingum, Coshocton, Guernsey, Morgan, Noble, Perry
PS	Southeastern Medical Center	740-439-8528	1341 Clark Street, Cambridge, 43725	Guernsey & Noble
PS	Coshocton County Memorial Hospital Respiratory Care	740-623-4137	1460 Orange Street, Coshocton, 43812	Coshocton
PS	Rambo Memorial Health Center Pulmonary Disease Management Program	740-452-5401	711 Main Street, Zanesville, 43701	Muskingum
Black Lung Program	GENESIS Lung Clinic	740-454-4328	955 Bethesda Dr., Zanesville, 43701	Muskingum, Coshocton, Guernsey, Morgan, Noble, Perry
Respiratory therapy services	GENESIS Respiratory Therapy	740-454-4345	955 Bethesda Dr., Zanesville, 43701	Muskingum, Coshocton, Guernsey, Morgan, Noble, Perry
Pulmonary rehabilitation services (PRS)	GENESIS Respiratory Rehabilitation	740-454-4328	955 Bethesda Dr., Zanesville, 43701	Muskingum, Coshocton, Guernsey, Morgan, Noble, Perry
PRS	Coshocton County Memorial Hospital Pulmonary	740-623-4268	1460 Orange Street, Coshocton, 43812	Coshocton

	Rehabilitation			
PRS	Southeastern Medical Center Pulmonary Rehabilitation	740-439-8528	1341 Clark Street, Cambridge, 43725	Guernsey & Noble
PRS	Rambo Memorial Health Center Muskingum TB & Respiratory Clinic	740-452-5401	711 Main Street, Zanesville, 43701	Muskingum
PRS	Muskingum Recreation Center Pulmonary Rehabilitation Program	454-4767	1425 Newark Road, Zanesville, 43701	Muskingum
<b>#4 Strokes</b>				
<b>Service</b>	<b>Provider</b>	<b>Phone</b>	<b>Address</b>	<b>County</b>
Stroke Care (SC)	GENESIS Neuroscience and Orthopedic Center Stroke Care	740-454-4698	955 Bethesda Dr., Zanesville, 43701	Muskingum, Coshocton, Guernsey, Morgan, Noble, Perry
SC	Southeastern Medical Center	740-439-8000	1341 Clark Street, Cambridge, 43725	Guernsey & Noble
Stroke rehabilitation (SR)	GENESIS Neuroscience and Orthopedic Center Stroke Rehabilitation	740-454-4218	955 Bethesda Dr., Zanesville, 43701	Muskingum, Coshocton, Guernsey, Morgan, Noble, Perry
SR	Coshocton County Memorial Hospital Outpatient Physical and Occupational Rehabilitation	740-623-4069	311 S. 15th St., Building #311, Coshocton, 43812	Coshocton
SR	Southeastern Medical Center	740-439-8000	1341 Clark Street, Cambridge, 43725	Guernsey & Noble
Stroke Support Group (SSG)	GENESIS Neuroscience and Orthopedic Center	740-454-4200	2800 Maple Avenue, Zanesville, 43701	Muskingum, Coshocton, Guernsey, Morgan, Noble, Perry
SSG	Marietta Memorial Hospital	740-374-1464	401 Matthew Street, Marietta, 45750	Morgan
SSG	Disabled Persons Support & Resource Group Society for Equal Access	1-888-213-4452	Southeastern Ohio Regional Medical Center Morrison Room 1341 Clark St., Cambridge, 43725	Guernsey & Noble
Emergency services (ES)	GENESIS Emergency and Trauma Services	740-454-4200	2800 Maple Avenue, Zanesville, 43701	All 6 Counties
ES	Southeastern Medical Center Emergency and Trauma Care	740-439-8000	1341 Clark Street, Cambridge, 43725	Guernsey & Noble
ES	Coshocton County Memorial Hospital	740-622-6411	1460 Orange Street, Coshocton, 43812	Coshocton

#5 Unintentional Injury/Accidents				
Service	Provider	Phone	Address	County
Orthopaedic services (OS)	GENESIS Neuroscience and Orthopedic Center	740-454-4218	955 Bethesda Dr., Zanesville, 43701	Muskingum, Coshocton, Guernsey, Morgan, Noble, Perry
OS	Southeastern Medical Center Orthopedics	740-439-8000	1341 Clark Street, Coshocton, 43725	Guernsey & Noble
OS	Coshocton County Memorial Hospital Orthopedic Clinic	740-622-1200	311 S. 15th St., Suite 206 Coshocton, 43812	Coshocton
OS	Orthopaedic Associates of Zanesville	740-588-1089	2854 Bell Street, Zanesville, 43701	Muskingum, Coshocton, Guernsey, Morgan, Noble, Perry
Pain Management (PM)	GENESIS Interventional Pain Management Clinic	740-454-4712	2945 Maple Avenue, Zanesville, 43701	Muskingum, Coshocton, Guernsey, Morgan, Noble, Perry
PM	The Pain Management Clinics	740-435-8484	1175 S. 13th St. Cambridge, 43725	Guernsey
PM	Coshocton County Memorial Hospital Pain Management Center	740-623-4142	1523 Walnut Street, Coshocton, 43812	Coshocton
Physical therapy services (PTS)	GENESIS	740-454-4000	2951 Maple Avenue, Zanesville, 43701	Muskingum, Coshocton, Guernsey, Morgan, Noble, Perry
PTS	Southeastern Medical Center Physical Therapy	740-439-8000	1341 Clark Street, Coshocton, 43725	Guernsey & Noble
PTS	Coshocton County Memorial Hospital Outpatient Physical & Occupational Rehabilitation	740-623-4069	311 S. 15th St., Coshocton, 43812	Coshocton
PTS	Orthopaedic Associates of Zanesville	740-588-1089	2854 Bell Street, Zanesville, 43701	Muskingum, Coshocton, Guernsey, Morgan, Noble, Perry
Classes	GENESIS Emergency and Trauma Services Matter of Balance and Senior Lifestyle & Injury Prevention Programs	740-454-4000	2951 Maple Avenue, Zanesville, 43701	Muskingum, Coshocton, Guernsey, Morgan, Noble, Perry
Trauma prevention events	GENESIS Emergency and Trauma Services	740-454-4000	2951 Maple Avenue, Zanesville, 43701	Muskingum, Coshocton, Guernsey, Morgan, Noble, Perry
Trauma prevention presentations	GENESIS Emergency and Trauma Services	740-454-4000	2951 Maple Avenue, Zanesville, 43701	Muskingum, Coshocton, Guernsey, Morgan, Noble, Perry
#6 Alzheimer's Disease				
Service	Provider	Phone	Address	County
Medical services	GENESIS Neuroscience and Orthopedic Center	740-454-4200	2800 Maple Avenue, Zanesville, 43701	Muskingum, Coshocton, Guernsey, Morgan, Noble, Perry



MS	Southeastern Medical Center	740-439-8000	1341 Clark Street, Cambridge, 43725	Guernsey & Noble
MS	Coshocton County Memorial Hospital	740-623-4441	1460 Orange Street, Coshocton, 438312	Coshocton
Home care (HC)	GENESIS Skilled HomeCare Services	740-452-5458	2951 Maple Ave., Zanesville, 43701	Muskingum, Coshocton, Guernsey, Morgan, Noble, Perry
HC	Southeastern Medical Center Home Care Services	740-425-5117	875 E. Main Street Barnesville, 43713	Guernsey & Noble
Memory care (MC)	Emeritus at North Hills	888-466-8195	1575 Bowers Lane, Zanesville, 43701	Muskingum
MC	Meridian at Cambridge	888-466-8303	1480 Deerpath Drive, Cambridge, 43725	Guernsey
MC	Brookdale Zanesville	740-450-9999	1575 Bowers Lane, Zanesville, 43701	Muskingum
Day care	The Alfred Carr Center	740-453-5417	1035 Beverly Avenue, Zanesville, 43701	Muskingum
Care Coordination	Area Agency on Aging Region 9 Care Coordination Program	800-945-4250	1730 Southgate Parkway Cambridge, 43725	Muskingum, Coshocton, Guernsey
Care Coordination	Area Agency on Aging Region 8	740-373-6400	1400 Pike Street Marietta, 45750	Noble, Morgan, Perry

### 5.3.2. Resources for Risks Associated with Chronic Conditions

Access to Healthy Foods				
Service	Provider	Phone	Address	County
Perry County Farmers Market	May to October Sat: 9:00 AM-12:30 PM Senior Farmers Markets Nutrition Program (SFMNP) Supplemental Nutrition Assistance Program (SNAP)		100 Public Sq., Somerset, 43783	Perry
Roseville Community Center Farmers Market			13047 Karl Brown Rd., Roseville, 43777	Perry
Corning Farmers Market			John Altier Park North Valley/Adams St., Corning, 43730	Perry
Village of Chesterhill Farmers Market			Lot adjacent to the Church of Christ on Rt. 377, Chesterhill, 43728	Morgan
Morgan County Farmers Market	May to October Fri: 4:00 AM-7:00 PM		Corner of 10th and Main, McConnellsville, 43756	Morgan
Steve E Roberts Farms & Trucks	740-557-3265		515 Roberts Ln., Malta, 43758	Morgan
Witten Farm Market	740-732-7666		17005 McConnellsville Road, Caldwell, 43724	Noble
Downtown Farmers Market	WIC <sup>2</sup> Farmers Market Nutrition Program (FMNP)		205 North 5th St. Zanesville, 43701	Muskingum
Zanesville Farmers Market			Muskingum County Fairgrounds, Zanesville, 43701	Muskingum
Siegrist Farm Market	740-754-1783		1700 Oak St., Dresden, 43821	Muskingum
Paul's Farm Market & Greenhouse	740-452-6417		2355 S River Rd., Zanesville, 43701	Muskingum
Byesville Farmers Market	May to October Saturdays 10:00-1:00		Corner of 2nd & Main (Town Square) Byesville, 43723	Guernsey
New Concord Farmers Market			Main Street New Concord, 43762	Guernsey
Guernsey County Farmers Market	May to October Fri: 9:00 pm - 1:00 pm; WIC <sup>2</sup> Farmers Market Nutrition Program (FMNP)			Guernsey
McKenna's Farm Market			Fresno, 43824	Coshocton
Praters Highway Market	740-754-1000		970 Raiders Rd., Adams Mills, 43821	Coshocton
New Concord Friendship Community Garden			11 Layton Dr., New Concord, 43762	Guernsey
WIC	See resources listed in Overweight/Obesity page 68-69.			

Food Insecurity	See Social Services Resources pages 42-47.			
Local Grocers	See local Yellow Pages.			
Alcohol Overuse				
Service	Provider	Phone	Address	County
See resources for Priority Chronic Condition Addictions/Mental Health Issues pages 55-57.				
Arthritis				
Service	Provider	Phone	Address	County
Medical services	Genesis Rheumatology Care Center	740-453-6554	2525 Maple Ave., Zanesville, 43701	Muskingum, Coshocton, Guernsey, Morgan, Noble, Perry
Pain management	Genesis Pain Management Clinic	740-454-4712	2945 Maple Ave., Zanesville, 43701	Muskingum, Coshocton, Guernsey, Morgan, Noble, Perry
Pain management	The Pain Management Clinic	740-435-8484	1175 S 13th St., Cambridge, 43725	Guernsey
Pain management	Pain Management Clinic	740-623-4142	1523 Walnut St. #3, Coshocton, 43812	Coshocton
Asthma				
Service	Provider	Phone	Address	County
See resources for Priority Chronic Condition Chronic Breathing Problems pages 59-60.				
Black Lung				
Service	Provider	Phone	Address	County
See resources for Priority Chronic Condition Chronic Breathing Problems pages 59-60.				
Bullying				
Service	Provider	Phone	Address	County
Local school district (LSD)	East Muskingum Superintendent's office	740-826-7655	13505 John Glenn School Rd, New Concord, 43762	Guernsey
LSD	West Muskingum Superintendent's office	740-452-6312	150 Kimes Rd., Zanesville, 43701	Muskingum
LSD	Tri-Valley Superintendent's office	740-754-1572	36 E Muskingum Ave., Dresden, 43821	Muskingum
LSD	Maysville Superintendent's office	740-453-0754	3715 Panther Dr., Zanesville, 43701	Muskingum
LSD	Franklin Local Superintendent's office	740-674-5203	360 Cedar St., Duncan Falls, 43734	Muskingum
LSD	Zanesville Superintendent's office	740-454-9751	956 Moxahala Ave., Zanesville, 43701	Muskingum
LSD	Crooksville Superintendent's office	740-982-7040	4065 Old School Rd., Crooksville, 43731	Perry
LSD	New Lexington Superintendent's office	740-342-4133	2549 Panther Dr., New Lexington, 43764	Perry
LSD	Northern Local Superintendent's office	740-743-1303	8700 Sheridan Rd., North West, Thornville, 43076	Perry
LSD	Ridgewood Local Superintendent's office	740-545-9466	412 S Fair St., West Lafayette, 43845	Coshocton
LSD	River View Local Superintendent's office	740-622-5458	27052 Co Rd. 1, Coshocton, 43812	Coshocton
LSD	Coshocton City Superintendent's office	740-622-1901	1207 Cambridge Rd., Coshocton, 43812	Coshocton

LSD	Morgan Local Superintendent's office	740-962-2782	65 W Union PO Box 509 McConnelsville, 43756	Morgan
LSD	Noble Local Superintendent's office	740-732-2084	20977 Zep Rd. East Sarahsville, OH 43779	Noble
See resources for Priority Chronic Condition Addictions/Mental Health Issues pages 55-57.				
Contact local police or sheriff's office for help with cyberbullying or physical danger.				
<b>Cancer Screening</b>				
<b>Service</b>	<b>Provider</b>	<b>Phone</b>	<b>Address</b>	<b>County</b>
See resources for Priority Chronic Condition Cancer pages 58-59.				
<b>Child Neglect/Abuse</b>				
<b>Service</b>	<b>Provider</b>	<b>Phone</b>	<b>Address</b>	<b>County</b>
See Social Services Resources pages 42-47.				
See local police or Sheriff's office for resources related to child neglect/abuse.				
<b>Communicable Diseases</b>				
<b>Service</b>	<b>Provider</b>	<b>Phone</b>	<b>Address</b>	<b>County</b>
Communicable disease services (CDS)	Genesis Patient Access Center One Call	740-455-7500	2951 Maple Ave., Zanesville, 43701	Muskingum, Coshocton, Guernsey, Morgan, Noble, Perry
CDS	Muskingum Valley Health Center	740-891-9000	716 Adair Ave., Zanesville, 43701	Muskingum
CDS	Muskingum Valley Health Center	740-891-9000	2725 Pinkerton Rd., South Zanesville, 43701	Muskingum
CDS	Muskingum Valley Health Center	740-962-6111	859 N. Main St., Malta 43758	Morgan
CDS	Muskingum Valley Health Center	740-295-3331	406 S 15th, Coshocton, 43812	Coshocton
CDS	Muskingum Valley Health Center	740-421-9530	1230 & 1330 Clark St., Cambridge, 43725	Guernsey
CDS	Zanesville-Muskingum County Health Department	740-454-9741	205 North 7th St., Zanesville, 43701	Muskingum
CDS	Cambridge-Guernsey County Health Department	740-439-3577	326 Highland Ave, Cambridge, 43725	Guernsey
CDS	Morgan County Health Department	740-962-4572	4275 OH-376, McConnelsville, 43756	Morgan
CDS	Noble County Health Department	740-732-4958	44069 Marietta Rd., Caldwell, 43724	Noble
CDS	Perry County Health Department	740-342-5179	409 Lincoln Park Dr., New Lexington, 43764	Perry
CDS	Coshocton County Health Department	740-622-1426	724 South 7 <sup>th</sup> St., Coshocton, 43812	Coshocton
CDS	Coshocton City Health Department	740-622-1736	400 Browns Lane Coshocton, 43812	Coshocton
<b>Diabetes</b>				
<b>Service</b>	<b>Provider</b>	<b>Phone</b>	<b>Address</b>	<b>County</b>
Diabetes management and education (DM&E)	GENESIS Diabetes Management & Nutrition Education	740-454-4568	Genesis Medical Arts Building II 751 Forest Avenue Zanesville, OH 43701	Muskingum, Coshocton, Guernsey, Morgan, Noble, Perry

DM&E	Coshocton County Memorial Hospital	740-623-4028	1460 Orange Street, Coshocton, 43812	Coshocton
DM&E	Southeastern Medical Center Group Lifestyle Balance	740-435-2946	1341 Clark Street, Cambridge, 43725	Guernsey & Noble
Diabetes support group (DSG)	GENESIS Diabetes Neighborhood Watch Program	740 454-4568	Genesis Medical Arts Building II 751 Forest Avenue Zanesville, OH 43701	Guernsey & Perry
DSG	Southeastern Medical Center	740-439-8000	1341 Clark Street, Cambridge, 43725	Guernsey & Noble
DSG	Muskingum County Center for Seniors	740-454-9761	200 Sunrise Drive, Zanesville, 43701	Muskingum
Diabetes exercise program	GENESIS Risk Intervention Program	740-454-4336	2951 Maple Avenue, Zanesville, 43701	Muskingum, Coshocton, Guernsey, Morgan, Noble, Perry
Diabetes education for school personnel	GENESIS Diabetes Management & Nutrition Education	740-454-4568	Genesis Medical Arts Building II 751 Forest Avenue Zanesville, OH 43701	Muskingum, Coshocton, Guernsey, Morgan, Noble, Perry
Blood sugar screening	GENESIS Diabetes Management & Nutrition Education	740-454-4568	Genesis Medical Arts Building II 751 Forest Avenue Zanesville, OH 43701	Muskingum, Coshocton, Guernsey, Morgan, Noble, Perry
Diabetes education for healthcare professionals	GENESIS Diabetes Management & Nutrition Education	740-454-4568	Genesis Medical Arts Building II 751 Forest Avenue Zanesville, OH 43701	Muskingum, Coshocton, Guernsey, Morgan, Noble, Perry
Speakers Bureau	GENESIS	740-454-4000	2951 Maple Avenue, Zanesville, 43701	Muskingum, Coshocton, Guernsey, Morgan, Noble, Perry
<b>Domestic Violence</b>				
<b>Service</b>	<b>Provider</b>	<b>Phone</b>	<b>Address</b>	<b>County</b>
See Social Services Resources pages 42-47.				
See local police or Sheriff's office for resources related to domestic violence.				
<b>Elder Neglect/Abuse</b>				
<b>Service</b>	<b>Provider</b>	<b>Phone</b>	<b>Address</b>	<b>County</b>
See Social Services Resources pages 42-47.				
See local police or Sheriff's office for resources related to elder neglect/abuse.				
<b>Firearms</b>				
<b>Service</b>	<b>Provider</b>	<b>Phone</b>	<b>Address</b>	<b>County</b>
Ohio firearms information	The Bureau of Alcohol, Tobacco, Firearms, and Explosives	614-827-8400	37 W Broad St, Columbus, 43215	Muskingum, Coshocton, Guernsey, Morgan, Noble, Perry
See local police or Sheriff's office for resources related to illegal firearms or threats with a firearm.				
See Priority Chronic Condition Unintentional Injuries/Accidents pages 61.				
See Social Services Resources pages 42-47.				
<b>High Blood Pressure</b>				
<b>Service</b>	<b>Provider</b>	<b>Phone</b>	<b>Address</b>	<b>County</b>
High blood pressure services (HBPS)	GENESIS Neuroscience and Orthopedic Center	740-454-4200	2800 Maple Avenue, Zanesville, 43701	Muskingum, Coshocton, Guernsey, Morgan, Noble, Perry

HBPS	Muskingum Medical Group	740-453-5003	3777 James Court, Zanesville, 43701	Muskingum
HBPS	Nephrology Consultants of SEO	740-450-3400	3237 Maple Ave., Zanesville, 43701	Muskingum, Coshocton, Guernsey, Morgan, Noble, Perry
HBPS	Southeastern Medical Center Group Lifestyle Balance	740-435-2946	1341 Clark Street, Cambridge, 43725	Guernsey & Noble
HBPS	Coshocton County Memorial Hospital	740-623-4028	1460 Orange Street, Coshocton, 43812	Coshocton
Community blood pressure screening	Senior Center	740-962-5600	10 West Main St., McConnellsville, 43756	Morgan
Community blood pressure screening	Offered at most local pharmacies and local health care providers.			
Blood pressure control services	Offered by local health care providers.			
High Cholesterol				
Service	Provider	Phone	Address	County
High cholesterol services (HCS)	GENESIS Heart and Vascular Center	GENESIS Heart & Vascular Center	740-455-4966	955 Bethesda Dr., Zanesville, 43701
HCS	Southeastern Medical Center Group Lifestyle Balance	740-435-2946	1341 Clark Street, Cambridge, 43725	Guernsey & Noble
HCS	Coshocton County Memorial Hospital	740-623-4028	1460 Orange Street, Coshocton, 43812	Coshocton
HCS	See Priority Chronic Condition Heart Disease pages 57-58.			
HCS	Offered by local health care providers.			
Community cholesterol screening	Senior Center	740-962-5600	10 West Main St., McConnellsville, 43756	Morgan
Community cholesterol screening	Offered at most local pharmacies and local health care providers.			
Joint & Back Pain				
Service	Provider	Phone	Address	County
Orthopedic, pain management, and therapy services	See resources Priority Chronic Condition Unintentional Injuries/Accidents pages 61.			
Cancer related joint & back pain	See resources Priority Chronic Condition Cancer pages 58-59.			
Lack of Sleep				
Service	Provider	Phone	Address	County
Sleep services (SS)	GENESIS Neuroscience and Orthopedic Center Sleep Specialists	740-454-4200	2800 Maple Avenue, Zanesville, 43701	Muskingum, Coshocton, Guernsey, Morgan, Noble, Perry
SS	Southeastern Medical Center Sleep Medicine	740-439-8000	1341 Clark Street, Cambridge, 43725	Guernsey & Noble
SS	Superior Med, LLC. Sleep Medicine	740-432-2144	1335 Clark Street, Cambridge, 43725	Guernsey & Noble



SS	Genesis Sleep Disorder Center	740-454-4725	840 Bethesda Dr., Suite 3A, Zanesville, 43701	Muskingum, Coshocton, Guernsey, Morgan, Noble, Perry
SS	Offered by local health care providers.			
Mental Health Provider Ratio				
Service	Provider	Phone	Address	County
See resources Priority Chronic Condition Addictions/Mental Health Issues pages 55-57.				
Motor Vehicle Accidents				
Service	Provider	Phone	Address	County
Motor vehicle accident services	See resources Priority Chronic Condition Unintentional Injuries/Accidents pages 61.			
Motor vehicle accident prevention activities (MVAPA)	GENESIS Emergency and Trauma Services	740-454-4000	2951 Maple Avenue, Zanesville,, 43701	Muskingum, Coshocton, Guernsey, Morgan, Noble, Perry
MVAPA	Zanesville-Muskingum County Health Department Safe Communities	740-454-9741	205 North 7 <sup>th</sup> St., Zanesville, 43701	Muskingum
MVAPA	Perry County EMA	740-342-1141	121 West Brown Street P.O. Box 657 New Lexington, 43764	Perry
MVAPA	See local police and Sheriff’s office for initiatives.			
Need Detox				
Service	Provider	Phone	Address	County
See resources Priority Chronic Condition Addictions/Mental Health Issues pages 55-57.				
Neonatal Abstinence Syndrome Babies				
Service	Provider	Phone	Address	County
Pregnancy and addiction services	See resources Pregnant and Addictions page 72.			
Babies with addictions medical services	See resources Support for Babies Addicted to Drugs pages 72.			
Opioid Use				
Service	Provider	Phone	Address	County
See resources Priority Chronic Condition Addictions/Mental Health Issues pages 55-57.				
Overweight/Obesity				
Service	Provider	Phone	Address	County
Weight management services (WMS)	Weight Watchers Trinity United Methodist Church	800-651-6000	830 Military Rd., Zanesville, 43701	Muskingum
WMS	Muskingum Recreation Center	740-454-4767	1425 Newark Road, Zanesville, 43701	Muskingum
WMS	The Fieldhouse	740-454-2224	300 Sunrise Center Dr. Zanesville, 43701	Muskingum, Coshocton, Guernsey, Morgan, Noble, Perry
WMS	Offered by local health care providers.			
Childhood obesity services (COS)	GENESIS Shaping Futures	740-454-4568	2951 Maple Ave. Zanesville, 43701	Muskingum, Coshocton, Guernsey, Morgan, Noble, Perry
WIC	Zanesville-Muskingum	740-453-	333 Putnam Ave.,	Muskingum

	County Health Department WIC	2380	Zanesville , 43701	
WIC	Cambridge-Guernsey Health Department	740-439-3577	326 Highland Avenue Cambridge, 43725	Guernsey
WIC	Morgan County Health Department	740-962-4572	4275 OH-376, McConnellsville, 43758	Morgan
WIC	Noble County Health Department	740-732-4958	44069 Marietta Rd. Caldwell, 43724	Noble
WIC	Perry County Health Department	740-342-5179	409 Lincoln Park Dr., New Lexington, 43764	Perry
WIC	Coshocton County Health Department	740-622-2929	724 South 7th Street Coshocton, 43812	Coshocton
The Field of Dreams	The Fieldhouse	740-454-2224	300 Sunrise Center Dr. Zanesville, 43701	Muskingum, Coshocton, Guernsey, Morgan, Noble, Perry
Breast feeding services (BFS)	GENESIS Women's and Children's Services	740-454-4568	2951 Maple Ave. Zanesville, 43701	Muskingum, Coshocton, Guernsey, Morgan, Noble, Perry
BFS	Southeastern Medical Center Maternity Care	740-439-8000	1341 Clark Street, Cambridge, 43725	Guernsey & Noble
BFS	Birthing Center	740-623-4371	1460 Orange St., Coshocton, 43812	Coshocton
<b>Physical Inactivity</b>				
<b>Service</b>	<b>Provider</b>	<b>Phone</b>	<b>Address</b>	<b>County</b>
Exercise services (ES)	GENESIS Risk Intervention Program	740-454-4336	2951 Maple Ave., Zanesville, 43701	Muskingum, Coshocton, Guernsey, Morgan, Noble, Perry
ES	GENESIS Risk Intervention Program Parkinson's Disease	740-454-4336	2951 Maple Ave., Zanesville, 43701	Muskingum, Coshocton, Guernsey, Morgan, Noble, Perry
ES	GENESIS Risk Intervention Program Diabetes	740-454-4336	2951 Maple Ave., Zanesville, 43701	Muskingum, Coshocton, Guernsey, Morgan, Noble, Perry
ES	Muskingum Recreation Center	740-454-4767	1425 Newark Rd., Zanesville, 43701	Muskingum
ES	The Fieldhouse Family Sports and Wellness Center	740-454-2224	300 Sunrise Center Drive, Zanesville, 43701	Muskingum
ES	Shimmel Fitness	740-454-2705	35 North 4th St., Zanesville, 43701	Muskingum
ES	Planet Fitness	740-487-1723	3575 Maple Ave., Zanesville, 43701	Muskingum
ES	Muskingum Family YMCA	740-453-9622	1861 Adams Ln., Zanesville, 43701	Muskingum
ES	Southtown Gym	740-455-2639	2680 Maysville Ave., Zanesville, 43701	Muskingum
ES	Nautilus 24/7 Fitness Center	740-453-2672	3620 Court Dr., Zanesville, 43701	Muskingum
ES	True North Fitness	740-454-2200	1525 High Point Ct., Zanesville, 43701	Muskingum
ES	Cambridge Area YMCA	740-432-4600	1301 Clairmont Ave., Cambridge, 43725	Guernsey

ES	Curves Cambridge	740-439-9993	61322 Southgate Rd. #3, Cambridge, 43725	Guernsey
ES	Kids America Inc.	740-622-6657	1600 Otsego Ave., Coshocton, 43812	Coshocton
ES	Vitality Fitness	740-962-5130	4998 North State Rt. 60, McConnellsville, 43756	Morgan
ES	Curves	740-962-9006	155 E Main St. #147, McConnellsville, 43756	Morgan
ES	Colonial Sports & Courts	740-623-8382	1102 Fairy Falls Dr., Coshocton, 43812	Coshocton
ES	Balance Women’s Fitness Center	740-732-5341	18125 Woodsfield Rd., Caldwell, 43724	Noble
ES	Curves International	740-732-7700	110 West St., Caldwell, 43724	Noble
ES	CrossFit 945	740-448-4602	526 South Main St., New Lexington, 43764	Perry
ES	Let’s Center	740-342-2599	5720 State Rt. 345, New Lexington, 43764	Perry
ES	Cambridge Fitness Center	740-432-2084	118 Jefferson Ave., Cambridge, 43725	Guernsey & Noble
Community initiatives	Muskingum Moves	740-454-4568	Genesis Medical Arts Building II 751 Forest Ave., Zanesville, OH 43701	Muskingum, Coshocton, Guernsey, Morgan, Noble, Perry
Poisoning				
Service	Provider	Phone	Address	County
Poisoning prevention services (PPS)	See resources Priority Chronic Condition Unintentional Injuries/Accidents pages 61.			
PPS	See local police and Sheriff’s office for resources related to poisoning prevention.			
PPS	See local health care providers.			
Poison Hotline	Children’s Hospital 1-800-222-1222.			
Poison Information	GENESIS NurseLine 1-740-455-4949.			
Residential Housing for Addictions				
Service	Provider	Phone	Address	County
Addiction medical and behavioral services	See resources Priority Chronic Condition Addictions/Mental Health Issues pages 55-57.			
Sexual Assault				
Service	Provider	Phone	Address	County
Sexual assault services	See Social Services Resources pages 42-47.			
Suicide				
Service	Provider	Phone	Address	County
Suicide prevention services	See resources Priority Chronic Condition Addictions/Mental Health Issues pages 55-57.			
Suicide prevention services	See local health care providers.			
Tobacco Use				
Service	Provider	Phone	Address	County

Tobacco cessation services (SCS)	GENESIS Tobacco Treatment Program	(740) 454-5550	2951 Maple Ave., Zanesville, 43701	Muskingum, Coshocton, Guernsey, Morgan, Noble, Perry
TCS	Rambo Memorial Health Center Stop Tobacco Program	740-452-5401	711 Main Street, Zanesville, 43701	Muskingum
TCS	Perry County Health Department	740-342-5179	409 Lincoln Park Dr., P.O. Box 230, New Lexington, 43764	Perry
TCS	Cambridge-Guernsey County Health Department	740-439-3577	326 Highland Avenue, Cambridge, 43725	Guernsey
Nicotine Replacement Therapy	Rambo Memorial Health Center	740-452-5401	711 Main Street, Zanesville, 43701	Muskingum
Nicotine Replacement Therapy	Offered by local health care providers			
Community level tobacco reduction initiatives	Zanesville-Muskingum County Health Department	740-454-9741	205 North 7 <sup>th</sup> St., Zanesville, 43701	Muskingum
Quitline	The Ohio Tobacco Quitline offers free smoking cessation therapy and counseling when you call 1-800- 784-8669. You are eligible for this program if you are uninsured, receive Medicaid, are pregnant or your employer is a member of the Ohio Tobacco Collaborative.			
Violence				
Service	Provider	Phone	Address	County
Violence prevention services	See Social Services Resources pages 42-47.			
Violence prevention services	See local police and Sheriff's office for resources related to violence prevention.			
Workplace Related Injuries				
Service	Provider	Phone	Address	County
Workplace related injuries prevention	See resources Priority Chronic Condition Unintentional Injuries/Accidents pages 61.			

### 5.3.3. Resources for Mothers, Children, and Infants

#1 Babies Born Three Weeks or More Before They Are Due				
Service	Provider	Phone	Address	County
Childbirth classes (CC)	GENESIS Women's and Children's Services	(740)-454-4568	2951 Maple Ave. Zanesville, 43701	Muskingum, Coshocton, Guernsey, Morgan, Noble, Perry
CC	Southeastern Medical Center Maternity Care	740-439-8000	1341 Clark Street, Cambridge, 43725	Guernsey & Noble
CC	Muskingum Valley Health Center	740-891-9000	716 Adair Ave., Zanesville, 43701	Muskingum
CC	Muskingum Valley Health Center	740-891-9000	2725 Pinkerton Rd., South Zanesville, 43701	Muskingum
CC	Muskingum Valley Health Center	740-295-3331	406 S 15th, Coshocton, 43812	Coshocton

CC	Muskingum Valley Health Center	740-421-9530	1230 & 1330 Clark St., Cambridge, 43725	Guernsey
CC	Birthing Center	740-623-4371	1460 Orange St., Coshocton, 43812	Coshocton
Pre-natal services (PNS)	GENESIS Women's and Children's Services	(740)-454-4568	2951 Maple Ave. Zanesville, 43701	Muskingum, Coshocton, Guernsey, Morgan, Noble, Perry
PNS	Muskingum Valley Health Center	740-891-9000	716 Adair Ave., Zanesville, 43701	Muskingum
PNS	Muskingum Valley Health Center	740-891-9000	2725 Pinkerton Rd., South Zanesville, 43701	Muskingum
PNS	Muskingum Valley Health Center	740-295-3331	406 S 15th, Coshocton, 43812	Coshocton
PNS	Muskingum Valley Health Center	740-421-9530	1230 & 1330 Clark St., Cambridge, 43725	Guernsey
PNS	Birthing Center	740-623-4371	1460 Orange St., Coshocton, 43812	Coshocton
<b>#2 Pregnant and Addictions</b>				
<b>Service</b>	<b>Provider</b>	<b>Phone</b>	<b>Address</b>	<b>County</b>
See resources listed in Chronic Conditions #1 Addictions/Mental Health pages 55-57.				
Pre-natal services (PNS)	GENESIS Women's and Children's Services	(740)-454-4568	2951 Maple Ave. Zanesville, 43701	Muskingum, Coshocton, Guernsey, Morgan, Noble, Perry
PNS	Muskingum Valley Health Center	740-891-9000	716 Adair Avenue Zanesville , 43701	Muskingum, Coshocton, Guernsey, Morgan
Prenatal Navigation Assistance	Zanesville-Muskingum County Health Department Social Worker and Case Manager	740-454-9741	205 North 7 <sup>th</sup> St., Zanesville, 43701	Muskingum
Prenatal Navigation Assistance	Cambridge-Guernsey County Health Department Case Manager	740-439-3577	326 Highland Ave, Cambridge, 43725	Guernsey
<b>#3 Support for Babies Addicted to Drugs</b>				
<b>Service</b>	<b>Provider</b>	<b>Phone</b>	<b>Address</b>	<b>County</b>
Help Me Grow	See resources listed in Appendix 5.1 Social Services Resources.			
Bureau of Child with Medical Handicaps	See resources listed in Appendix 5.1 Social Services Resources Children with Medical Handicaps.			
Head Start	Muskingum	(740)-454-6251	1580 Adams Lane Zanesville, 43701	Muskingum
Head Start	Guernsey	(740)-732-2388	615 North Street Caldwell, 43724	Guernsey, Morgan, Noble
Head Start	Morgan	(740)-732-2388	615 North Street Caldwell, 43724	Guernsey, Morgan, Noble
Head Start	Noble	(740)-732-2388	615 North Street Caldwell, 43724	Guernsey, Morgan, Noble
Head Start	Perry	(740)-342-1333	228 W Jefferson Street New Lexington, 43764	Perry
Head Start	Coshocton	(740) 622-8665	1160 Cassingham Hollow Drive,	Coshocton

			Coshocton 43812	
Medical Services	GENESIS Women's and Children's Services	(740)-454-4568	2951 Maple Ave. Zanesville, 43701	Muskingum, Coshocton, Guernsey, Morgan, Noble, Perry
Medical Services	Muskingum Valley Health Centers	740-891-9000	716 Adair Avenue Zanesville, 43701	Muskingum, Coshocton, Guernsey, Morgan
<b>#6 Children with Disabilities</b>				
<b>Service</b>	<b>Provider</b>	<b>Phone</b>	<b>Address</b>	<b>County</b>
BCMh	See Appendix 5.1 Social Services Resources Children with Medical Handicaps.			
Medical Services	GENESIS Women's and Children's Services	(740)-454-4568	2951 Maple Ave. Zanesville, 43701	All 6 counties
Medical Services	MVHC	740-891-9000	716 Adair Avenue Zanesville, 43701	Muskingum, Coshocton, Guernsey, Morgan

### 5.3.4. Access to Care

<b>#1 Uninsured Adults</b>				
<b>Service</b>	<b>Provider</b>	<b>Phone</b>	<b>Address</b>	<b>County</b>
Health Insurance Assistance (HIA)	MVHC	(740) 454-5994	716 Adair Ave., Zanesville 43701	Muskingum, Coshocton, Guernsey, Morgan
HIA	Cancer Services	740-454-5271	2951 Maple Avenue, Zanesville, 43701	Muskingum, Coshocton, Guernsey, Morgan, Noble, Perry
HIA	Muskingum County Job & Family Services Healthy Families and Children's Medicaid	(740) 454-0161	445 Woodlawn Ave., Zanesville, 43701	Muskingum
HIA	Morgan County Job & Family Services	(740) 962-4616	155 East Main St. Rm. 009, McConnelsville, 43756	Morgan
HIA	Noble County Job & Family Services	(740) 732-2392	46049 Marietta Rd., P.O. Box 250, Caldwell, 43724	Noble
HIA	Guernsey County Job & Family Services	(740) 432-2381	324 Highland Ave., Cambridge, 43725	Guernsey
HIA	Coshocton County Job & Family Services	(740) 622-1020	725 Pine St., Coshocton, 43812	Coshocton
HIA	Perry County Job & Family Services	(740) 342-3551	212 South Main St., P.O. Box 311, New Lexington, 43764	Perry
<b>#2 Uninsured Children</b>				
<b>Service</b>	<b>Provider</b>	<b>Phone</b>	<b>Address</b>	<b>County</b>
Health Insurance Assistance (HIA)	MVHC	(740) 454-5994	716 Adair Ave., Zanesville 43701	Muskingum, Coshocton, Guernsey, Morgan
HIA	Cancer Services	740-454-5271	2951 Maple Avenue, Zanesville, 43701	Muskingum, Coshocton, Guernsey, Morgan, Noble, Perry



HIA	Muskingum County Job & Family Services Healthy Families and Children's Medicaid	(740) 454-0161	445 Woodlawn Ave., Zanesville, 43701	Muskingum
HIA	Morgan County Job & Family Services	(740) 962-4616	155 East Main St. Rm. 009, McConnellsville, 43756	Morgan
HIA	Noble County Job & Family Services	(740) 732-2392	46049 Marietta Rd., P.O. Box 250, Caldwell, 43724	Noble
HIA	Guernsey County Job & Family Services	(740) 432-2381	324 Highland Ave., Cambridge, 43725	Guernsey
HIA	Coshocton County Job & Family Services	(740) 622-1020	725 Pine St., Coshocton, 43812	Coshocton
HIA	Perry County Job & Family Services	(740) 342-3551	212 South Main St., P.O. Box 311, New Lexington, 43764	Perry
HIA	Ohio Department of Medicaid, Ohio Healthy Start Children's Health Insurance Program	(800) 324-8680	50 West Town St., Suite 400, Columbus, 43215	Muskingum, Coshocton, Guernsey, Morgan, Noble, Perry
<b>#3 Primary Care Physician Ratio</b>				
<b>Service</b>	<b>Provider</b>	<b>Phone</b>	<b>Address</b>	<b>County</b>
Primary care services (PCS)	Genesis Patient Access Center One Call	(740) 455-7500	2951 Maple Ave., Zanesville, 43701	Muskingum, Coshocton, Guernsey, Morgan, Noble, Perry
PCS	Muskingum Valley Health Center	(740) 891-9000	716 Adair Ave., Zanesville, 43701	Muskingum
PCS	Muskingum Valley Health Center	(740) 891-9000	2725 Pinkerton Road, South Zanesville, 43701	Muskingum
PCS	Muskingum Valley Health Center	(740) 962-6111	859 N. Main St., Malta 43758	Morgan
PCS	Muskingum Valley Health Center	(740) 295-3331	406 S 15th, Coshocton, 43812	Coshocton
PCS	Muskingum Valley Health Center	(740) 421-9530	1230 & 1330 Clark Street, Cambridge, 43725	Guernsey
<b>#4 Dental Care Physician Ratio</b>				
<b>Service</b>	<b>Provider</b>	<b>Phone</b>	<b>Address</b>	<b>County</b>
Dental care services (DCS)	Muskingum Valley Health Center	(740) 891-9000	716 Adair Ave., Zanesville, 43701	Muskingum
DCS	Muskingum Valley Health Center	(740) 962-6111	859 N. Main St., Malta 43758	Morgan
DCS	Muskingum Valley Health Center	(740) 295-3331	406 S 15th, Coshocton, 43812	Coshocton
DCS	Ohio State University Dental Clinics	(614) 688-3763	Postle Hall, 305 West 12 <sup>th</sup> Ave., Columbus, 43210	Muskingum, Coshocton, Guernsey, Morgan, Noble, Perry
DCS	See local private dental providers.			



## 4.4 Data Sources

- American Community Survey:  
<https://www.census.gov/programs-surveys/acs/>
- Kids Count Data Center:  
<http://datacenter.kidscount.org/>
- National Stroke Association:  
<https://www.stroke.org/>
- Network of Care:
  - <http://coshoctoncounty.oh.networkofcare.org/ph/index.aspx>
  - <http://guernsey.oh.networkofcare.org/ph/index.aspx>
  - <http://morgan.oh.networkofcare.org/ph/index.aspx>
  - <http://muskingum.oh.networkofcare.org/ph/index.aspx>
  - <http://noble.oh.networkofcare.org/ph/index.aspx>
  - <http://perry.oh.networkofcare.org/ph/index.aspx>
- Ohio Department of Health, Child and Family Health Services County Profiles:  
[http://www.odh.ohio.gov/odhprograms/cfhs/cf\\_hlth/cha/hsprofiles.aspx](http://www.odh.ohio.gov/odhprograms/cfhs/cf_hlth/cha/hsprofiles.aspx)
- Ohio Department of Health, Vital Statistics: <http://www.odh.ohio.gov/en/healthstats/vitalstats/deathstat.aspx>
- Ohio Department of Health Youth Risk Behavior Survey  
[https://www.odh.ohio.gov/-/media/ODH/ASSETS/Files/chss/adolescent-health/ODHP\\_YRBS\\_Bullying-Brochure.pdf?la=en](https://www.odh.ohio.gov/-/media/ODH/ASSETS/Files/chss/adolescent-health/ODHP_YRBS_Bullying-Brochure.pdf?la=en)
- Ohio Department of Mental Health and Addition Services:  
<http://mha.ohio.gov>
- Ohio Department of Rehabilitation and Correction  
<https://www.drc.ohio.gov>
- Ohio Development Services Agency's Office of Research Ohio County Profiles:  
[http://development.ohio.gov/reports/reports\\_countytrends\\_map.htm](http://development.ohio.gov/reports/reports_countytrends_map.htm)
- [Ohio Medicaid Assessment Survey 2015](#)  
[http://grc.osu.edu/sites/default/files/inline-files/ChildrenDDBriefFINAL\\_1.pdf](http://grc.osu.edu/sites/default/files/inline-files/ChildrenDDBriefFINAL_1.pdf)
- Ohio Multi-Agency Community Services Information System: <http://mha.ohio.gov/Default.aspx?tabid=149>
- [Ohio Office of Criminal Justice](#)  
[https://www.publicsafety.ohio.gov/links/ocjs\\_Sexual\\_Assault\\_2015.pdf](https://www.publicsafety.ohio.gov/links/ocjs_Sexual_Assault_2015.pdf)
- Ohio's RX Automated Reporting System: <https://www.ohiopmp.gov/Portal/Default.aspx>
- Robert Wood Johnson Foundation and University of Wisconsin's County Health Rankings:  
<http://www.countyhealthrankings.org/>  
Ohio State University College of Public Health and Health Policy Institute of Ohio's Ohio Family Violence Prevention Project  
[www.hpio.net/familyviolence](http://www.hpio.net/familyviolence)
- 2013 Survey of Occupational Injuries and Illnesses Data:  
<https://www.bwc.ohio.gov/downloads/blankpdf/SOII/SummaryReportOhio%20-%202013.pdf>
- US Census Bureau American FactFinder  
<https://factfinder.census.gov>
- US Census Bureau QuickFacts  
<http://quickfacts.census.gov/qfd/index.html>
- US Department of Labor Division of Coal Mine Workers' Compensation  
<https://www.dol.gov/owcp/dcmwc/statistics/bls2017/DistributionOfClaimsByState2017.htm>
- US Equal Employment Opportunity Commission  
<https://www1.eeoc.gov>