

2015 Community Health Needs Assessment

Genesis Hospital



Genesis
HEALTHCARE SYSTEM

1 Contents

2	Introduction	3
2.1	Genesis HealthCare System: Genesis Hospital.....	3
2.2	Mission.....	3
2.3	Collaboration	3
3	Community Description.....	4
3.1	Service Area.....	4
3.2	Population Demographics.....	5
3.3	Socioeconomic Characteristics of the GENESIS Service Area	6
3.3.1	Family Income and Employers.....	6
3.3.2	Unemployment	6
3.3.3	Poverty Estimate	7
3.3.4	Aging Populations	7
3.3.5	Affordable Housing	7
3.3.6	Food Insecurity	8
3.3.7	Crime.....	8
3.3.8	Neglect and Abuse	8
3.3.9	Education	9
3.3.10.	Social Services Resources	9
4	Process and Methods	9
4.1	Assessment Advisory Group	9
4.1.1	AAG Members and Experience:	9
4.1.2	Community Input.....	10
4.1.3	Identifying Health Problems and Needs	12

5	APPENDIX	30
5.1	Social Services Resources	30
5.2	Social Determinant Charts	36
5.3	Resources Available in the Service Area to Address the Top Priority Health Issues for Chronic Conditions, Risk Factors, Mothers and Children Issues, and Access to Care	43
5.4	Data Sources	54

2 Introduction

2.1 Genesis HealthCare System: Genesis Hospital

Genesis HealthCare System (GENESIS) is a family of health care and related organizations, based in Zanesville, Ohio. GENESIS's flagship organization is its not-for-profit hospital, Genesis Hospital in Zanesville, Ohio.

GENESIS is the largest health care provider in its six-county service area of southeastern Ohio, which includes Muskingum, Morgan, Perry, Coshocton, Noble and Guernsey counties. GENESIS provides a higher level of service than what is typically found in a community of its size including: open-heart surgery, Level III trauma care, a Level II neonatal intermediate care unit, neurosurgery, and comprehensive cancer services. This level of care has established GENESIS as a primary referral center for much of the region. GENESIS maintains a steadfast commitment to the delivery of high quality, compassionate patient care and is recognized throughout the country with numerous awards and accreditations. GENESIS is proud of the rich history of serving the community and vows to continue the tradition of healing and caring with compassion, trust, innovation and excellence.

2.2 Mission

The mission of GENESIS is to provide compassionate quality health care. GENESIS conducted its second Community Health Needs Assessment (CHNA) in order to strengthen community involvement in identifying and prioritizing the health needs of the community. We interviewed community stakeholders, especially those with special knowledge of public health, medically underserved, low-income, minority populations, and populations with chronic disease. We also conducted a public survey on the internet and with those living in poverty to seek input on health risks in their communities. This CHNA is available to the public at www.genesishcs.org.

2.3 Collaboration

Many of the counties in the community have assessment processes and community improvement plans at the county level to address health needs. GENESIS is committed to participating in and supporting these efforts. In addition to county level efforts, GENESIS completed the 2015 CHNA through a collaborative process involving public health personnel, university students, and other key partners. A team of 17 local partners and GENESIS employees formed the Assessment Advisory Group (AAG) to guide the development of the 2015 CHNA. This work required a great amount of time and effort from members of the AAG. We would like to thank all of the team members

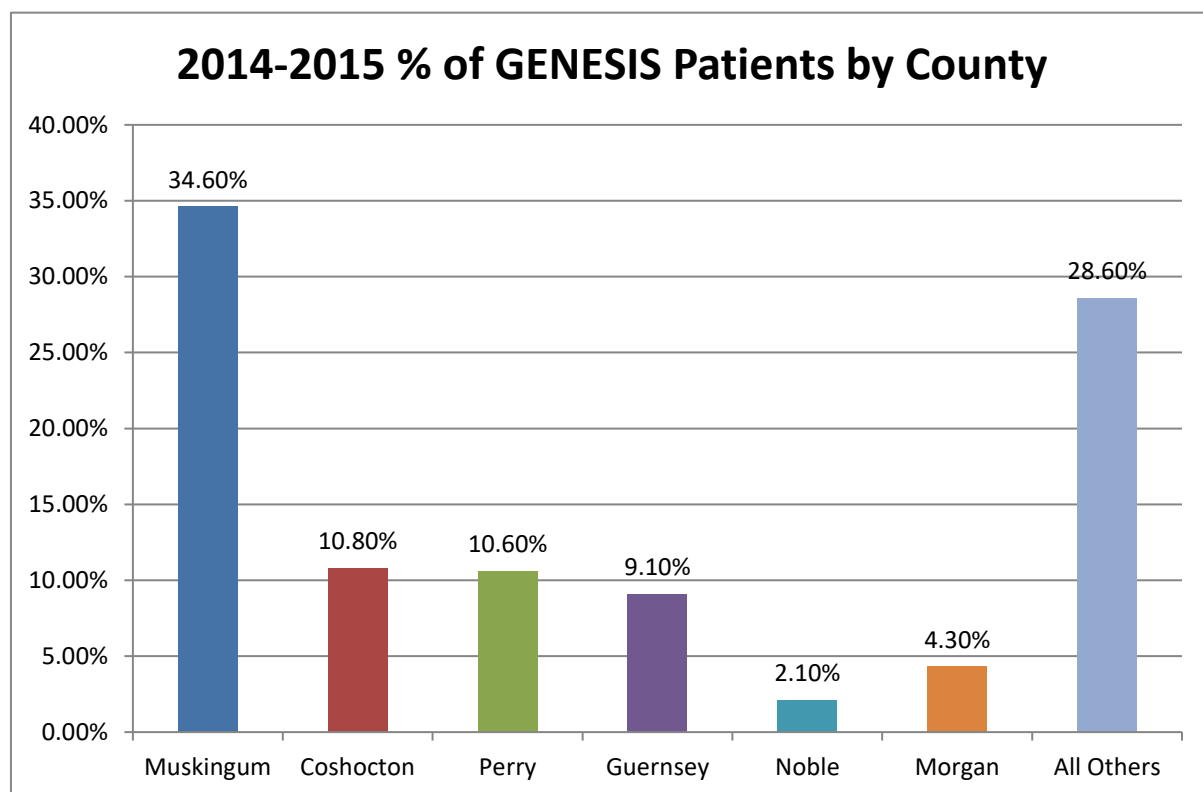
for their work in identifying and prioritizing the health needs of their communities, in particular:

- Zanesville-Muskingum County Health Department
- Coshocton County Health Department
- Muskingum Valley Health Centers
- United Way of Muskingum, Perry and Morgan
- Muskingum Recreation Center
- Quality Care Partners
- Muskingum University students
- Multiple GENESIS leaders for service lines.

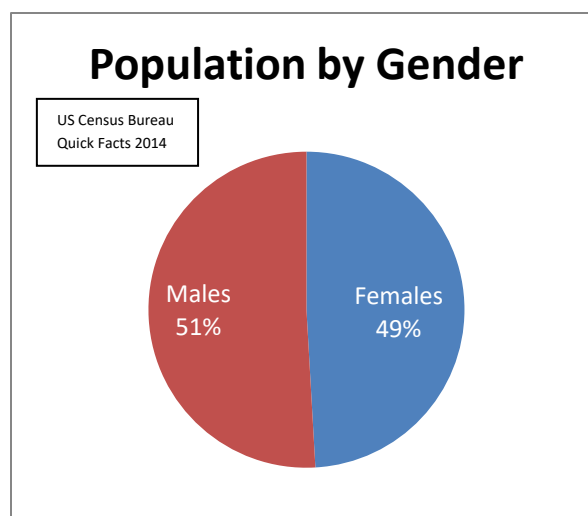
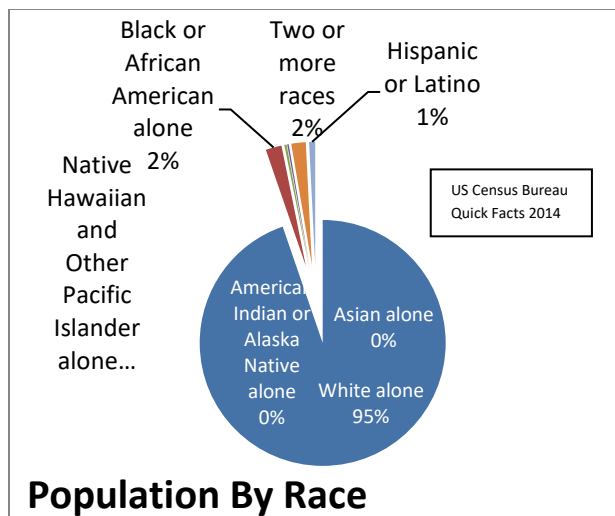
3 Community Description

3.1 Service Area

The community description is defined for the CHNA as the primary service area of GENESIS which includes Muskingum, Guernsey, Noble, Morgan, Perry, and Coshocton counties. The percent of patients in the service area is depicted below by county. As shown below, 28.6% of patients come from outside the primary service area.



On the next page is a map of the GENESIS service area.



3.3 Socioeconomic Characteristics of the GENESIS Service Area

Key social factors affect the health of the community. Appalachian counties historically are more distressed economically. Family incomes are lower and jobs are hard to find. Poverty rates affect community members' ability to eat healthy, get the healthcare they need, and have safe and adequate housing, food and clothing. The rates impact crime, neglect and abuse, education and stress levels. It is important to look at these social determinants for the service area to understand the stress and distress on the poor, underserved portion of the community. In the Appendix 5.1 Social Services Resources is a listing for each county of some of the available resources to address these social issues. The following section will describe the social characteristics of the community.

3.3.1 Family Income and Employers

The median household income is used to gauge the health of the economy in the service area. The national average for median household income is \$53,046 and Ohio's household median income, reported by the United States Census Bureau in 2010, was \$48,308. All of the counties in the service area's median household income fall below the Ohio value. (See Appendix 5.2 Chart 1 page 35) In Appendix 5.2 Chart 2 page 36, there is a list of the major employers for each county. GENESIS is the largest employer.

3.3.2 Unemployment

Persons are classified as unemployed if they do not have a job, have actively looked for work in the past four weeks, and are currently available for work. The national unemployment rate in 2013 was 6.6%. The Ohio rate was 7%. Within the past six years we have seen the unemployment rates rise and fall in the service area. The counties'

economies are slowly recovering from a downward spiral. Despite this decrease in unemployment, all counties still have a higher percent unemployed than Ohio. (See Appendix 5.2 Chart 3 page 37).

3.3.3 Poverty Estimate

The United States Census Bureau uses a set of money income thresholds in order to determine who is in poverty. If a family's total income is less than the family's threshold, then that family and every individual in it are considered in poverty. The Quick Facts United States Census Bureau reports an average of 18.38% of persons below poverty level from 2009-2013 with Ohio's value at 15.8%. Five out of six counties in the service area are over the Ohio level (See Appendix 5.2 Chart 4 page 38). According to a study at the UC Davis Health System study of 12,000 participants over ten years, people with lower socioeconomic status had a 50 percent greater risk of developing heart disease than other participants. (<http://www.ucdmc.ucdavis.edu/publish/news/newsroom/5660>) 18.38% of this community is living below poverty level. Living below poverty level puts persons at two times the risk of heart disease.

Children living in poverty are of great concern to the community. From 2009-2013 there was an average of 31% for children living in single parent households. Of those households, 68% were female head of households. Of those female head of households with children under the age of 18, 56% were below poverty level compared to 45% for Ohio (American Community Survey 2009-2013 5 year estimates)- See Appendix 5.2 Chart 5 page 38).

3.3.4 Aging Populations

For the community, an average of 28.1% of household has individuals age 65 years and over (Ohio 25.3%). Of those households, 11.5% live alone and 69.3% are females. An average of 9.3% of those 65 and over living in poverty for the community is higher than Ohio at 8% (See Appendix 5.2 Chart 6 page 39).

3.3.5 Affordable Housing

HUD defines certain census tracts as at risk for affordable housing. They generate tables for Low-Income Housing Tax Credit (LIHTC) Qualified Census Tracts (QCT) and for Difficult Development Areas (DDA). LIHTC Qualified Census Tracts must have 50 percent of households with incomes below 60 percent of the Area Median Gross Income (AMGI) or have a poverty rate of 25 percent or more. DDA are designated by HUD and are based on Fair Market Rents, income limits, and the 2000 Census counts. In the service area there are such tracts in each of the counties (See Appendix 5.2 Chart 7 page 39). These tracts show service area locations with unaffordable housing.

Other characteristics of housing define the stability of where people live in the community. An average of 74% owns their home which is higher than Ohio (67.5%). Of the homes built before 1980, the community has 63.8% compared to Ohio at 68.9%. Although there is slightly less percent of houses built before 1980, of the houses built before 1939 the community has 29% compared to 21% for Ohio. The average owner costs at 35% or more of the household income is equal to Ohio at 22% of owners. But for those that rent, the gross rent at 35% or more of the household income is at 43.3% for the community compared to Ohio at 41.6% (See Appendix 5.2 Chart 8 page 40).

3.3.6 Food Insecurity

Of those persons living in poverty, they are at risk of food insecurity. To combat this problem the federal government provides programs and the emergency food system that provides a comprehensive nutrition safety net reaching food insecure individuals at different income levels and in different settings. Child nutrition programs, in particular, play a critical role in providing quality nutritious meals to millions of children every day for free or at a reduced cost. Appendix 5.2 Charts 9 page 40 shows the overall average rate for the broad community for food insecurity of 17.05% with Ohio at 16.9%. Appendix 5.2 Chart 10 page 41 shows that a service area average of 28.93% of children are food insecure with Ohio at a lower 24.2%.

3.3.7 Crime

A positive characteristic for the community is that the average violent crime rate for the service area, 91 per 100,000, is lower than Ohio (307 per 100,000)- See Appendix 5.2 Chart 11 page 41. The service area also has an average lower rate of adolescents adjudicated for felonies in 2013, 1.4 per 1,000, than Ohio (1.8)-See Appendix 5.2 Chart 12 page 42. Both violent crime rates and adolescents adjudicated for felonies rates have dropped for the community. Crimes related to drugs are a growing problem for the service area. An average rate of 14.5 per 10,000 was recorded for drug possession charges in 2014. The community had almost three times the incarceration rate for drug offenses per 10,000 with an average of 19.33 for the service area compared to Ohio (6.4) for 2015. Even though the rate of property crime charges per 10,000 is lower for the service area than Ohio, 115.55 versus 215.5, the rate is still alarming (Ohio Mental Health and Addiction Services).

3.3.8 Neglect and Abuse

According to data from Kids Count Data Center, the average number of children neglected and abused for the community has risen from 89 to 93 while the Ohio number decreased from 23,811 to 20,236. The average rate of neglect and abuse of children is

higher for the service area than Ohio in 2013 at 7.95 per 1,000 compared to 7.6 per 1,000 in 2010-2013.

3.3.9 Education

The service area had a higher percentage of high school graduates than Ohio for 2010-2012 (See Appendix 5.2 Chart 13 page 42). For the community, persons with some college percentage are lower than Ohio (See Appendix 5.2 Chart 14 page 42).

3.3.10. Social Services Resources

Assets were mapped for all the social services resources available in each county of the GENESIS service area. These services include resources for food, clothing, housing, abuse, legal help, children, employment, seniors, Veterans, transportation and more. The listing of these social service resources by county is available in the Section 5.2 of the Appendix page 30.

4 Process and Methods

4.1 Assessment Advisory Group

The Community Benefit Committee at Genesis HealthCare System created an Assessment Advisory Group (AAG) for the purpose of performing research, aggregating the county based needs assessments, conducting interviews and surveys, and identifying and prioritizing the needs documented in this report.

4.1.1 AAG Members and Experience:

- Special knowledge of or expertise in public health:
 - ✓ Kylie Jones, Community Health Planner, Zanesville Muskingum County Health Department (ZMCHD), 13 years
 - ✓ Diana Zaato, Epidemiologist, ZMCHD, 7 years
 - ✓ Leane Rohr, Director of Maternal and Child Health Division, Coshocton County Health Department, 5 years
- Special knowledge of medically underserved, low income and minority populations:
 - ✓ Becky Clawson, Community Impact Coordinator, United Way of MPM, 17 years
 - ✓ Lisa King, Chief Operating Officer, Quality Care Partners, 7 years
 - ✓ Jeannie Blake, Chief Quality Officer, Muskingum Valley Health Centers, 5 years

- ✓ Sister Maureen Anne Shepard, Director of Mission, GENESIS, 8 years
- ✓ Jody Stones, Community Benefit Consultant, GENESIS, 22 years
- Special knowledge of chronic disease needs, injuries, and maternal and child needs:
 - ✓ Mary Kitzig, Director of Population Health and Wellness, GENESIS, 30 years
 - ✓ Heather Shuster, Manager of Population Health and Wellness, GENESIS, 5 years
 - ✓ Shannon White, Manager of Radiation Oncology, GENESIS, 19 years
 - ✓ James Beane, Director of Information Technology, GENESIS, 15 years
 - ✓ Rebecca Geyer, Trauma Injury Consultant, GENESIS, 11 years
 - ✓ Keela Barker, Director of Neuroscience Services, GENESIS, 22 years
 - ✓ Kim Balsley, Coordinator for Echo Lab Tech Level 4, GENESIS, 21 years
 - ✓ Lauren Wood, Childbirth Education Coordinator Level 3, GENESIS, 10 years
- Special thanks for data collection:
 - ✓ Claire Ardrey, Intern, Muskingum University New Concord
 - ✓ Amber Godfrey, Intern, Muskingum University New Concord.

4.1.2 Community Input

A Community Health Survey was conducted. The survey gathered the community input on their priorities for chronic conditions, risk factors for disease, mothers and children and access to care. The survey was collected on the Genesis website in September of 2015 and used Facebook, Twitter, and the Zanesville Times Recorder to publicize the Community Health Needs Survey. 67 completed surveys were collected from the Genesis website and from individuals waiting for services at the Genesis Hospital. All six counties were represented in the survey. Two students from Muskingum University and key partners such as Muskingum Valley Health Center, the Veteran's Clinic, Salvation Army, Christ's Table, and United Way collected surveys from locations servicing the underserved population. Sixty-three persons completed the survey in the underserved locations. A total of 130 surveys were collected.

58 Key Informant Surveys were collected in the community and contained categories for behavioral risks, moms and babies, mortality rates and poverty. Special care was used to identify key informants with knowledge of uninsured persons, low-income persons, and minority groups. In addition, we have identified the key informants specifically as: (1) persons with special knowledge or expertise in public health; (2) representatives from government or public health departments; and (3) leaders, representatives, or members of medically underserved, low income, and minority populations, and

populations with chronic disease needs. All six counties were represented in the Key Informant Survey.

GENESIS received no public comments on the last CHNA report which has been posted on the web over the last three years. Many community partners reviewed it and used the information.

In addition to using county based needs assessments, due to the large community defined in this community health needs assessment, special care was taken to incorporate the views of key informants from each county. Below are examples of the agencies and groups completing the Key Informant Survey.

Coshocton

- Genesis HealthCare System
- Coshocton County Health Department
- Coshocton Job and Family Services
- Coshocton United Way
- Muskingum Valley Health Center

Muskingum

- Genesis HealthCare System
- The Carr Center
- Quality Care Partners
- Zanesville-Muskingum County Health Department
- Heart Beats
- Big Brothers Big Sisters
- Muskingum County Community Foundation
- Muskingum Recreation Center
- Muskingum County Port Authority
- Salvation Army
- Bethel Mission
- First United Methodist Church
- Muskingum Valley Health Center

Guernsey

- Genesis HealthCare System
- American Cancer Society
- Muskingum Valley Health Center

Morgan

- Genesis HealthCare System
- Morgan Local Schools
- Muskingum Valley Health Center

Noble

- Genesis HealthCare System
- Buckeye Hills-Hocking Valley Regional Development District
- CareSource

Perry

- Genesis HealthCare System
- Perry County Health Department
- Northern Local Schools
- Help Me Grow
- Hopewell Health Center.

4.1.3 Identifying Health Problems and Needs

The AAG utilized the data elements identified through secondary data provided by state, national and local sources to define health status, the results of the Community Health Survey, and the results of the Key Informant Survey to form the basis for a prioritizing session. The AAG combined with members of the Community Benefit Committee on October 21, 2015 to use a voting matrix to prioritize the assessment data. The following key data were part of the matrix:

Chronic Conditions

- Cancer
- Joint pain/back pain
- Problems walking or moving
- Heart disease or heart attack
- Strokes
- Suicide
- Alzheimer's disease
- Accidents, unintentional injuries
- Chronic breathing problems
- Mental health illness
- Diabetes
- Falls

Risk Factors

- High blood pressure
- Tobacco use
- High cholesterol
- Being physically inactive
- Overweight/obese
- Drug addiction

- Alcohol overuse
- Unhealthy eating habits

Mothers and Children

- Pregnant women and tobacco
- Pregnant women and drugs
- Pregnant women and alcohol
- Children overweight/obese
- Uninsured adults
- Teenage birth rate ages 15-17
- Help for those taking care of children with special needs
- Support for babies born addicted to drugs
- Children with disabilities
- Children with severe illnesses

Access to Care

- Waiting time to see a doctor
- Can't find a primary care doctor
- Can't find a dentist
- Can't get mental health services
- Can't afford to see a doctor
- Can't afford to see a dentist
- Can't afford to get my eyes checked
- People don't have health insurance; uninsured
- People don't have dental insurance
- People don't have vision insurance
- People don't have mental health insurance
- Don't have a way to take care of the elderly
- Don't have a ride to the doctor's office.

Established criteria:

The prioritizing group reviewed available data and benchmarks, key informant interviews, surveys and all available county needs assessments. A ranking of 1 to 5 was used when voting on five criteria per key data element. Below are the criteria and the scale of 1 to 5:

- **Magnitude/Scope** – How many people in the community are affected (Ranking of 5 is highest magnitude and 1 is least magnitude)?
- **Urgency/Severity**- How serious is the problem; how urgent is it to address this problem (Ranking of 5 is the most urgent and 1 is the least urgent)?
- **Feasibility**- Is there an ability to impact the problem (Ranking of 5 is most feasible and 1 is least feasible)?

- **Disparity-** Is there a disproportionate impact on vulnerable populations? (uninsured, low-income persons and minority groups)-Ranking of 5 is affecting the most vulnerable and 1 is the least disparity)?
- **Resources Availability-** Are there resources available to address the problem (Ranking of 5 is the most resources available and 1 is least resources)?

Identify and Document Information Gaps

The AAG had limited resources to complete a large number of Community Health Surveys in counties surrounding Muskingum County. With limited community input from these counties, it is harder to assess their individual county level needs for the Community Health Needs Assessment.

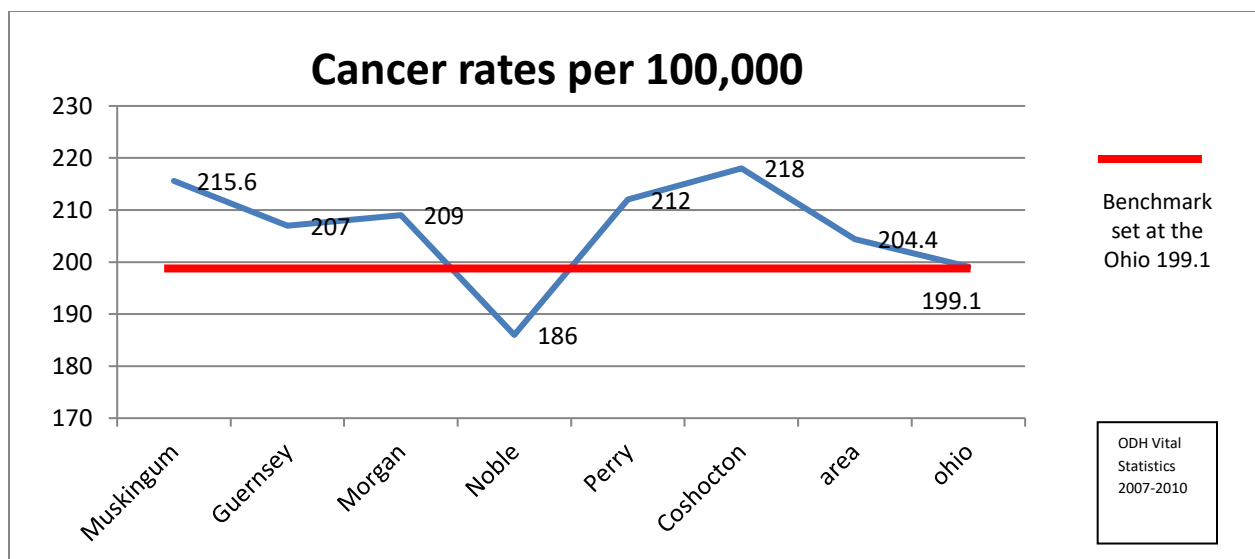
Health status data that reveals local level burden of chronic diseases, risk factors and issues related to the health of mothers and children is dependent on self-reported data from state phone surveys. In the next round of GENESIS Community Health Needs Assessment, county level data will be available through the electronic medical record system administered by GENESIS. In the sections below you will find charts that reflect local data that is available. Where there are no charts, GENESIS will pursue data sources for future assessments.

4.1.3.1 The Top Priority Chronic Conditions

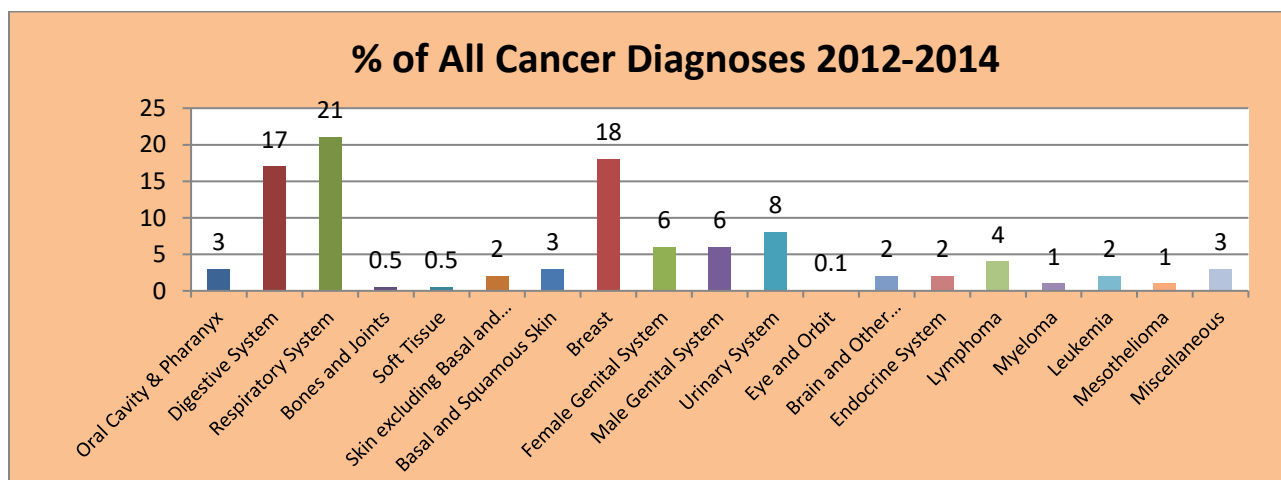
Based on the combined member scores from the prioritization process, the following are the top chronic conditions and their prioritized related risk factors.

Number 1 Top Priority Chronic Condition: Cancer

Cancer is the number one cause of death for the community and the second leading cause of death in Ohio. The average rate for the service area is 204.4 per 100,000 compared to Ohio (199.1) -See chart on the next page. Only Noble County has a rate per 100,000 lower than Ohio; the other five counties have a higher rate than Ohio. According to Ohio Department of Health, “Cancer is not one disease but many—there are more than a hundred different kinds of cancer, many of which have different causes and risk factors.”

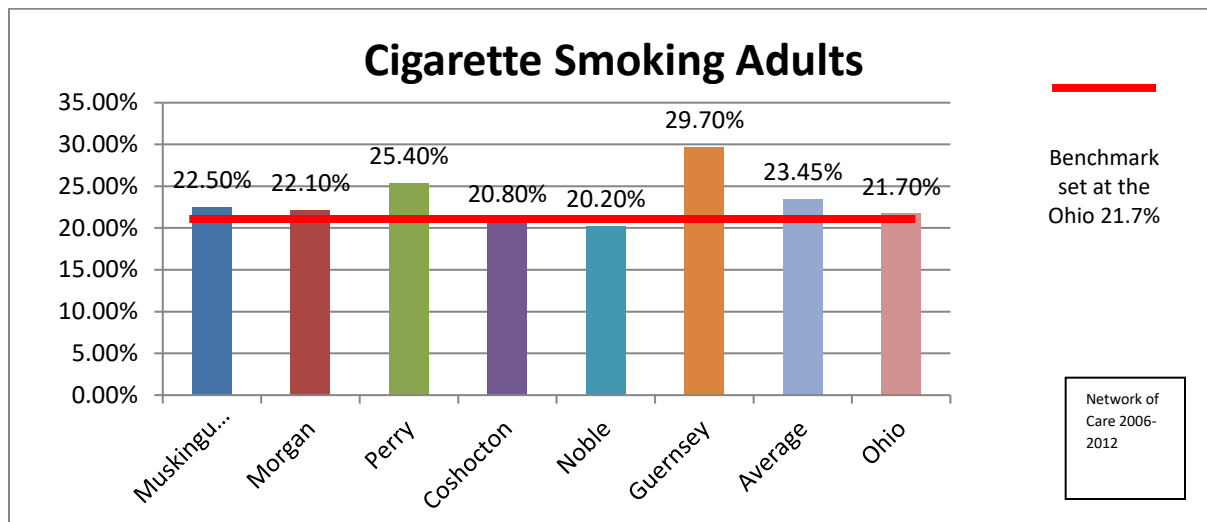


The chart below reveals the leading diagnoses for cancer in the community. The National Cancer Institute lists the most-studied known or suspected risk factors for cancer. Limiting avoidable risk factors may lower a person's risk of developing cancer. These risk factors include: age, alcohol, cancer-causing substances, chronic inflammation, diet, hormones, immunosuppression, infectious agents, obesity, radiation, sunlight, and tobacco. The Priority Risk Factor for cancer is tobacco use.



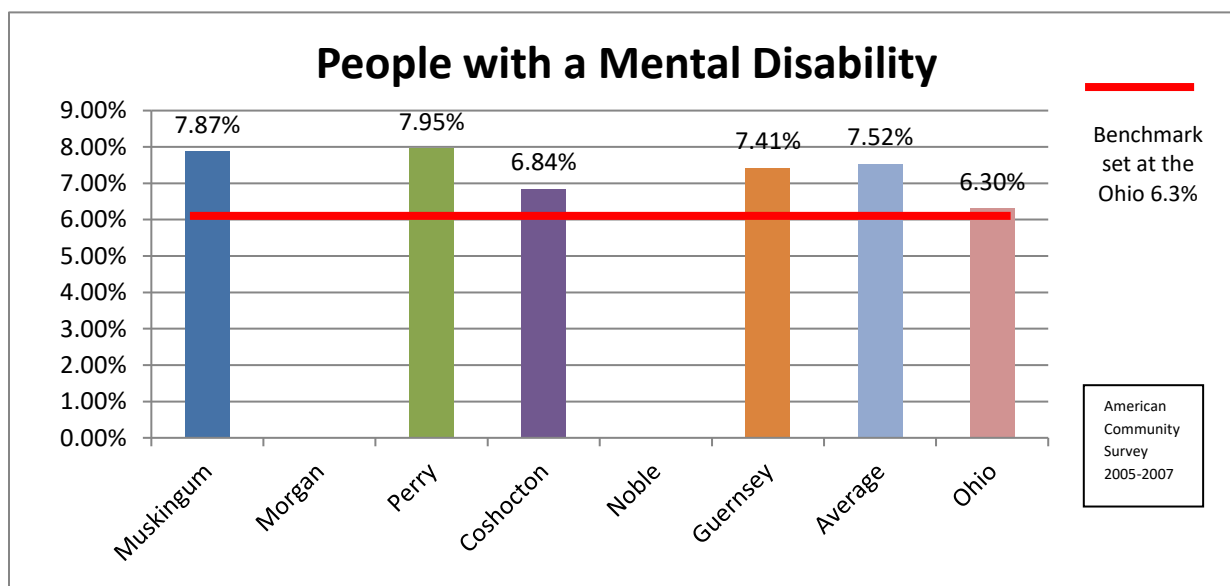
Priority Risk Factor-Tobacco Use

A major risk factor for cancer is tobacco use. The prevalence of cigarette smoking in the service area ranges is an average of 23.45% which is 8% above the already distressing Ohio average of 21.7% (See chart on the next page). Over the last five years, cigarette smoking has decreased in the area 8%. Most health organizations publish that tobacco use is the single most preventable risk factor for death and disease.



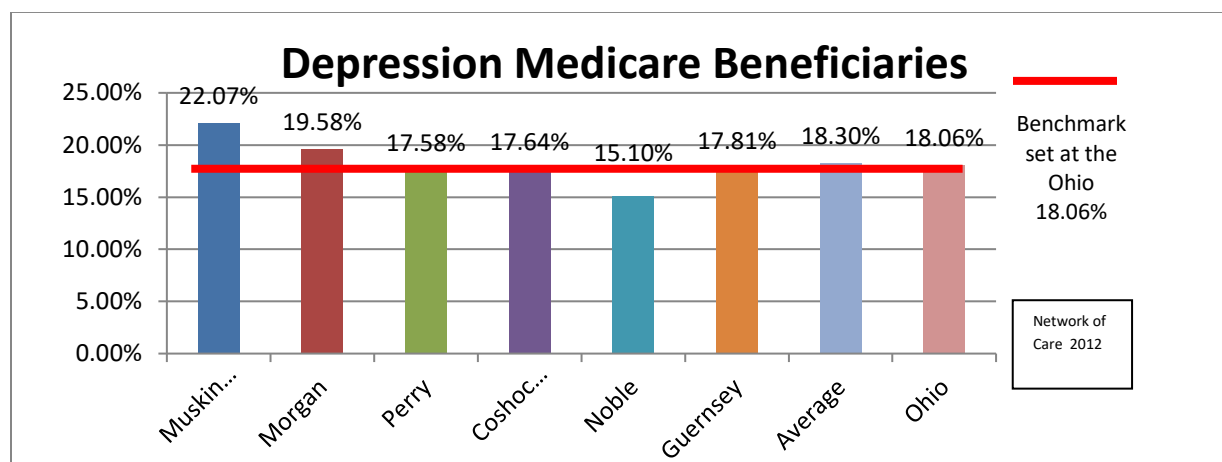
Number 2 Top Priority Chronic Condition: Mental Health Issues

One in four Americans experiences a mental illness or substance abuse disorder each year, and the majority also has a co-morbid physical health condition. Mental disabilities and depression are part of the picture of the burden of mental illnesses. An average of 7.52% of the community has mental disabilities compared to 6.3% for Ohio (See chart below). Depression and addictions are a portion of the burden of mental illnesses.



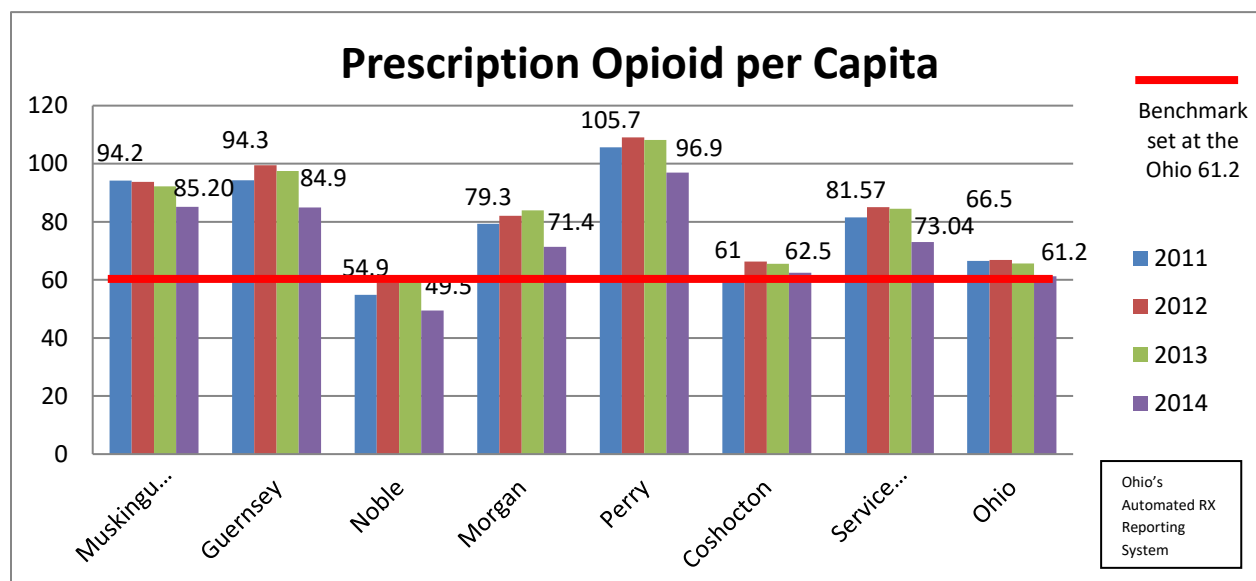
Depression diagnoses affect an average of 18.30% of Medicare beneficiaries compared to 18.06% for Ohio (See chart on the next page). Along with depression, addictions are

of epidemic proportions for drugs in particular for the community. Two Priority Risk Factors for Addictions are drug additions and alcohol overuse.

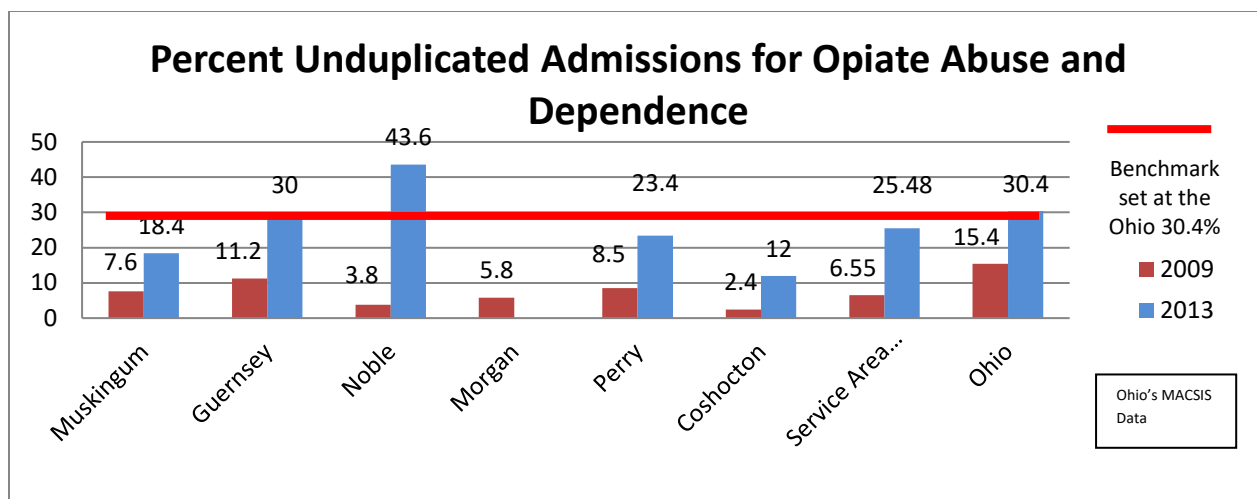


Priority Risk Factor: Drug Addictions

Opiate medication abuse, as well as illegal opiate abuse has decreased by 10% since 2011. The service area average is 16% higher per capita than Ohio for 2014 (See chart below). This overall decrease in the doses per capita is not a reflection of a decrease in drug use. There is a rise in heroin use in Ohio as a drug of choice from 9.4% to 15.2% from 2009-2012.

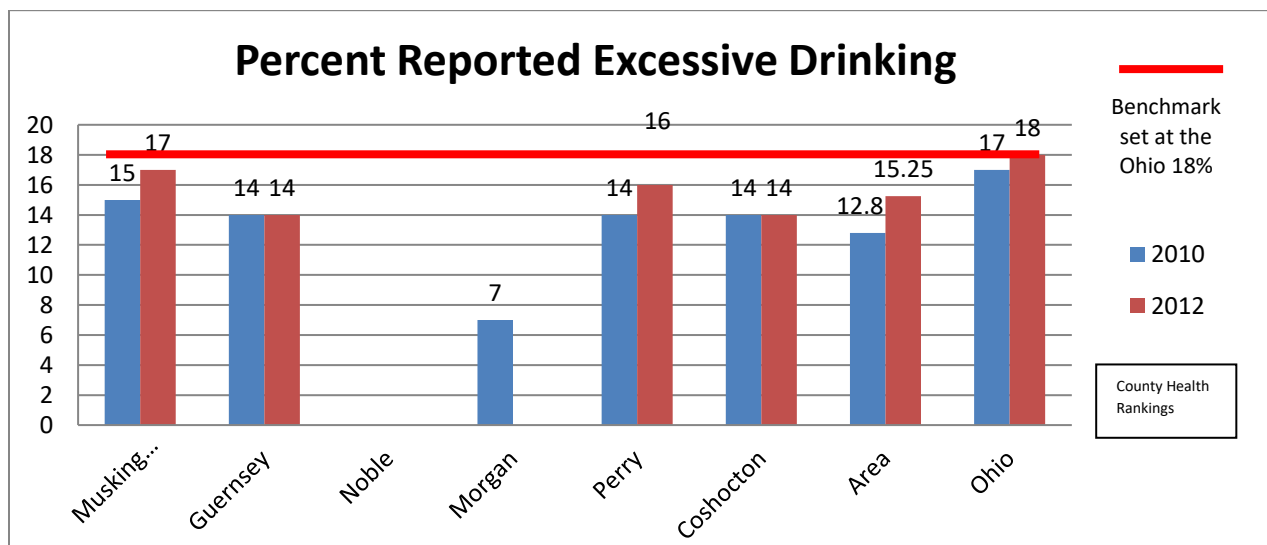


The unduplicated admissions for opiate-related diagnoses for treatment has quadrupled for the service area from 2009-2013 while Ohio's percentage doubled (See chart on the next page). This is an urgent health issue for the service area.



Priority Risk Factor: Alcohol Overuse

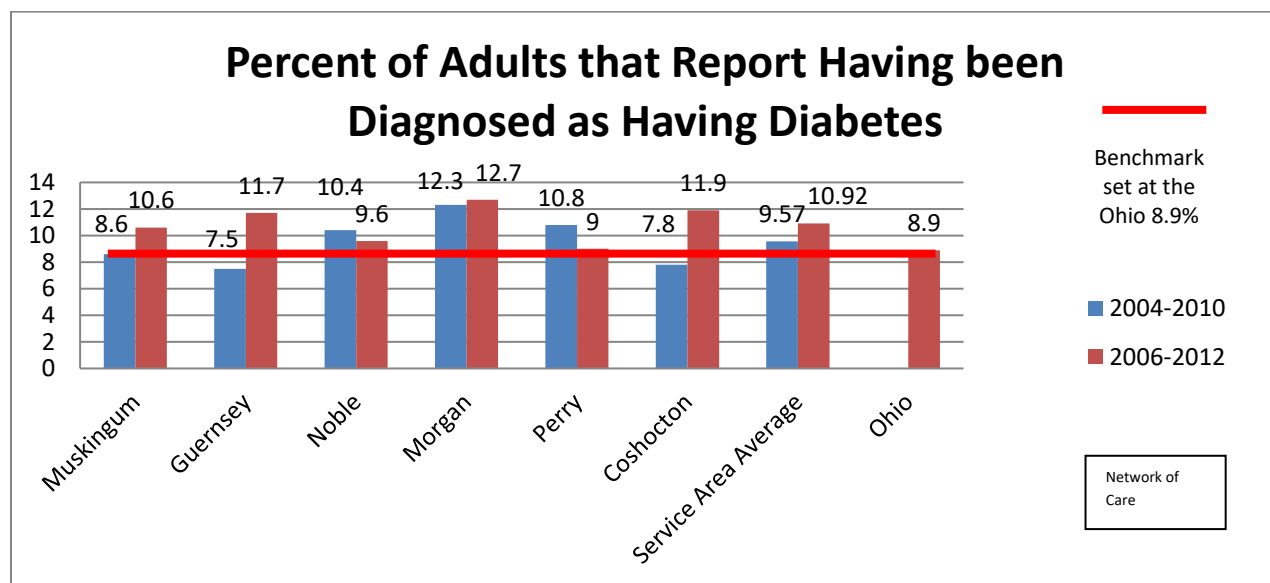
Overuse of alcohol not only causes disruptions of normal brain functions, but also can lead to high blood pressure, cardiomyopathy, coronary heart disease, strokes, cancer, liver problems and a weakened immune system. Respondents of a phone survey for the GENESIS service area had a lower average percent of excessive drinking at 15.25% than Ohio at 18% from 2010-2012 (See chart below).



Number 3 Top Priority Chronic Condition: Diabetes

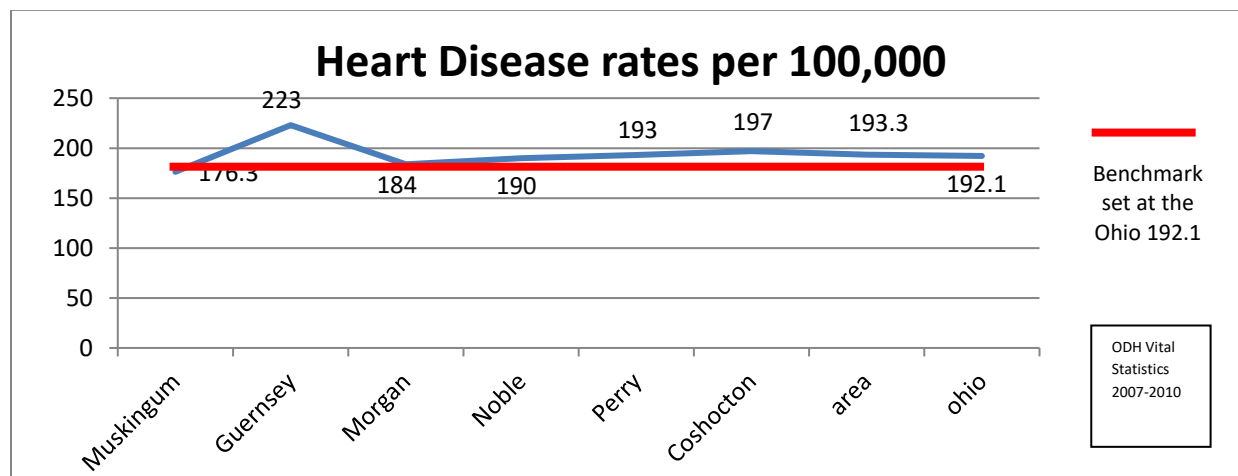
Diabetes is the seventh leading cause of death in the community. Diabetes increases a person's risk of cardiovascular disease, heart attacks and strokes, and is the leading cause of kidney failure, lower limb amputations, and adult onset blindness. The percentage of respondents from the service area reporting having been diagnosed as

having diabetes has risen 12% from 2004 to 2012. In 2006-2012, an average of 10.92% reported having diabetes, which is higher than the 8.9% for Ohio (See chart below).



Number 4 Top Priority Chronic Condition: Heart Disease

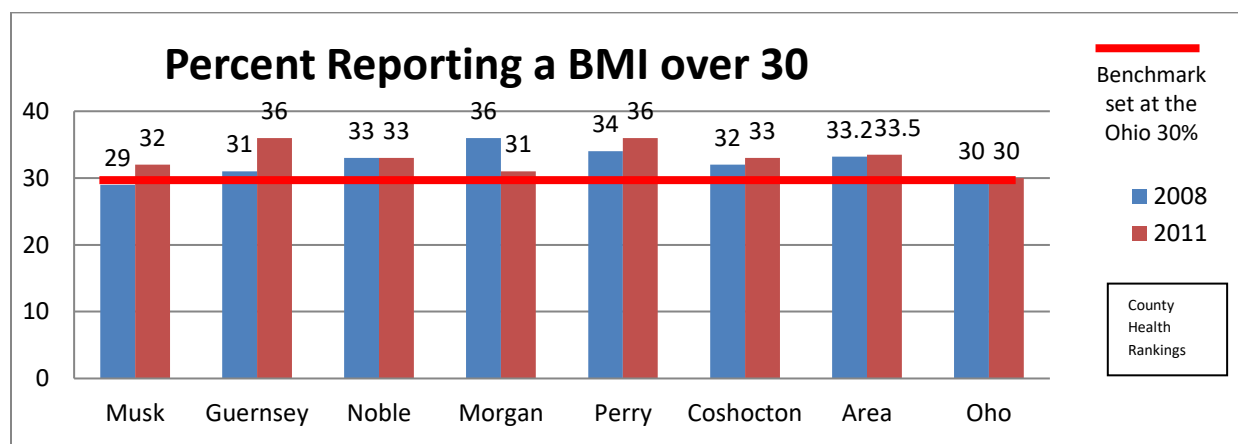
Heart disease is the second leading cause of death in the GENESIS service area and the number one leading cause of death in Ohio with an average service area rate of 193.3 /100,000 compared to Ohio (192.1). Muskingum, Noble, and Morgan counties rates are lower than Ohio with the other three higher (See chart below). The early changes of heart disease, or atherosclerosis, develop in childhood and adolescence due to the overall effect of a number of risk factors. They include tobacco use, physical inactivity, unhealthy diet, harmful use of alcohol, hypertension, diabetes, raised blood lipids, obesity, poverty, low educational status, advancing age, male gender, genetic disposition and psychological factors.



Most cardiac deaths are preventable through the reduction of behavioral risk factors: tobacco use, unhealthy diet, physical inactivity and harmful use of alcohol. The Priority Risk Factors for heart disease are: obesity, unhealthy eating and physical inactivity.

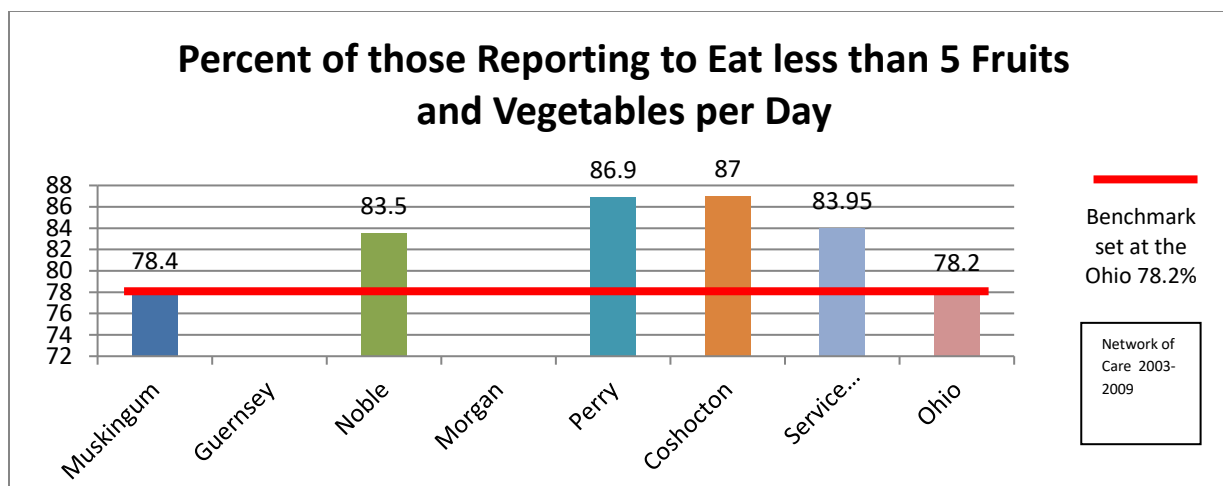
Priority Risk Factor: Obesity

Body Mass Index (BMI) is a number calculated from a person's weight and height. BMI is used to consider persons obese if the BMI is over 30. BMI does not measure body fat directly, but research has shown that BMI correlates to direct measures of body fat. Individuals who have a BMI of 30 are at an increased risk for: hypertension, high cholesterol, type 2 diabetes, heart disease, stroke, gallbladder disease, osteoarthritis, sleep apnea, respiratory problems, endometrial problems, breast, and colon cancers). The community has a higher reported BMI at 33.5% than Ohio (30%) in 2011 (See chart below).



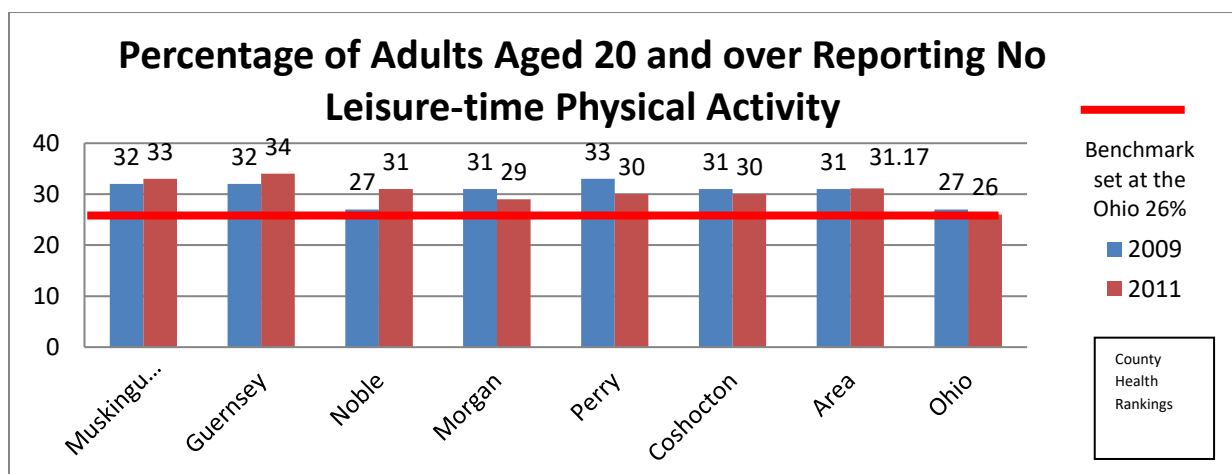
Priority Risk Factor: Unhealthy Eating

Unhealthy eating habits are a combination of too much fat in the diet, overconsumption of foods with empty calories such as sugar, and not enough consumption of fruits and vegetables. Through self-reported data, an average of 83.95% in the community reported to eat less than 5 fruits and vegetables per day compared to 78.2% for Ohio (See chart on the next page). Unhealthy eating leads to obesity, heart disease, some cancers and affects diabetes. Local data is needed to measure the burden of this issue.



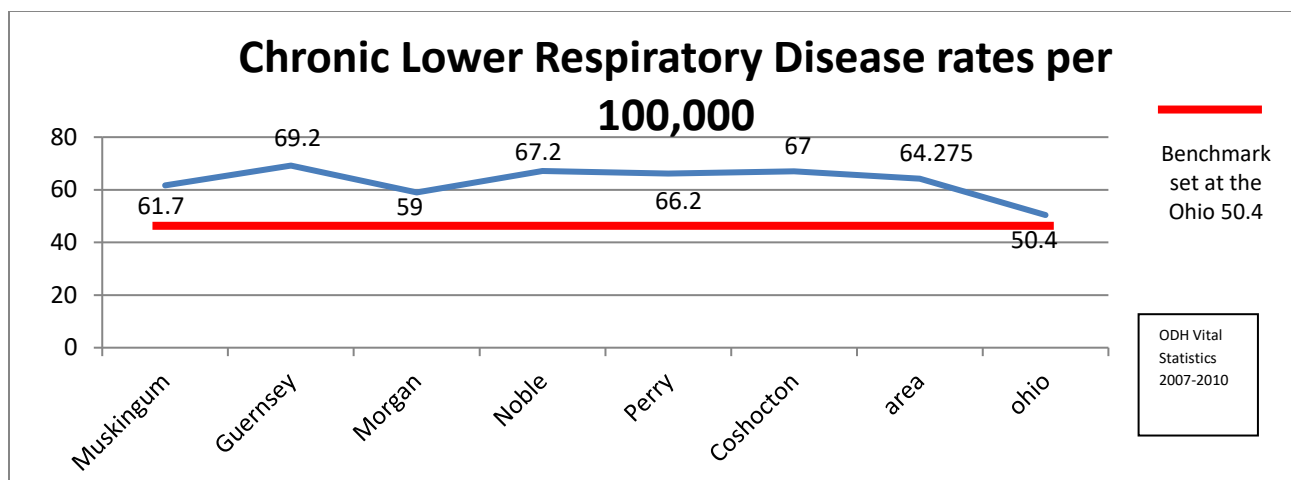
Priority Risk Factor: Physical Inactivity

Physical inactivity is described as exercising less than three days a week for at least 30 minutes per day doing some activity that raises your heart rate. The community is less physically active at an average of 31.17% compared to Ohio (26%) for 2011 (See chart below).



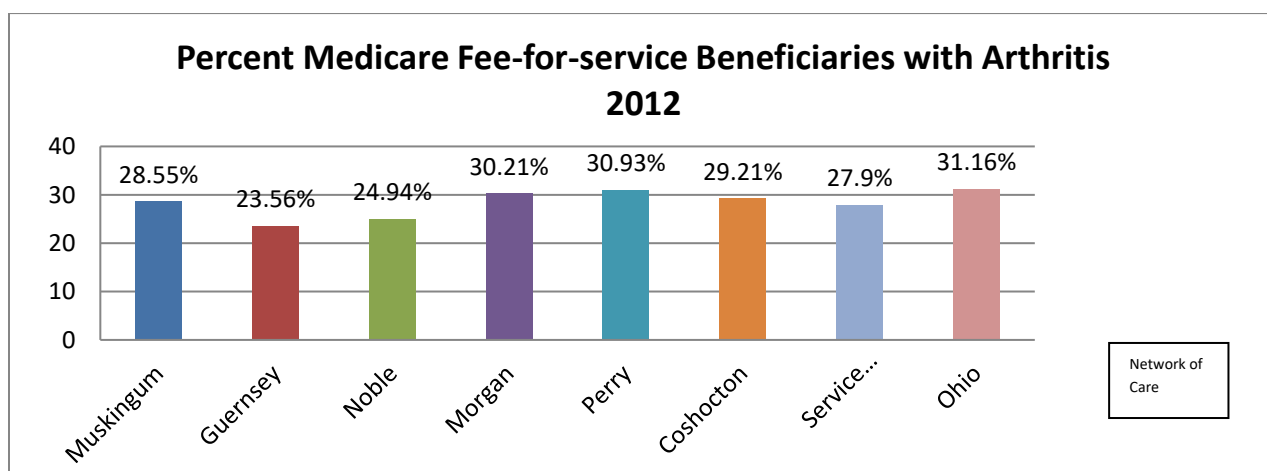
Number 5 Top Priority Chronic Condition: Chronic Breathing Problems

Major conditions that can cause chronic breathing problems include chronic lower respiratory diseases (CLRD). As the number three leading cause of death in the community, the rate of CLRD deaths per 100,000 is higher (64.3) than Ohio (50.4). Chronic obstructive pulmonary disease (COPD) is the most deadly of the CLRDs. Two main types of COPD are emphysema and chronic bronchitis. Major risk factors for these conditions include smoking, second hand smoke and avoidance of irritants that may contribute to COPD, like chemical fumes, air pollution, and dust (See chart on the next page).



Number 6 Top Priority Chronic Condition: Joint Pain/Back Pain

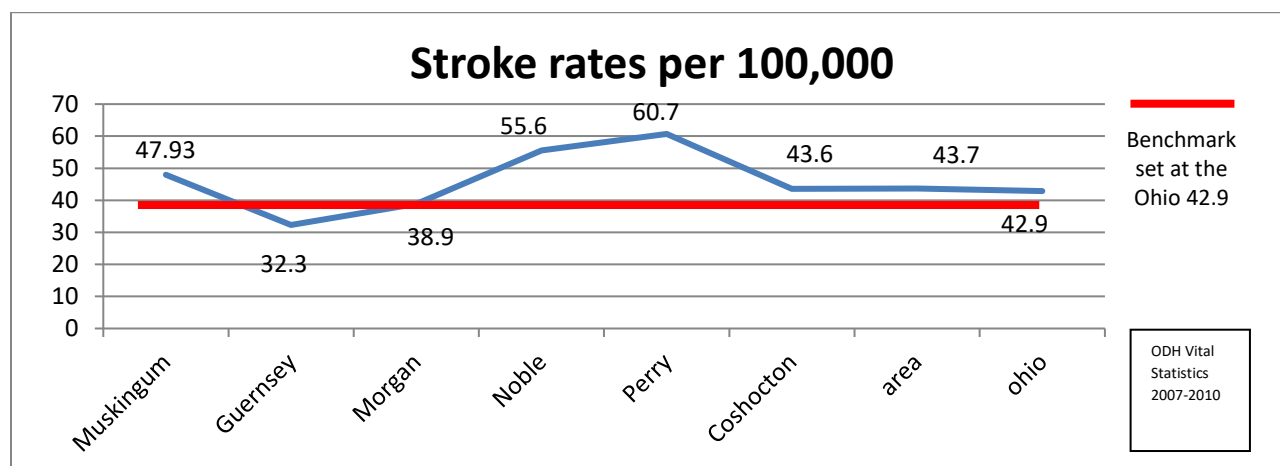
Joint pain can be caused by many conditions such as injury, arthritis, lupus, bursitis, chondromalacia patellae, gout, infections caused by a virus, osteomyelitis, tendinitis, and unusual exertion or overuse, including strains or sprains. Arthritis is the major cause of joint pain. The chart below reveals the service area has 27.9% of Medicare beneficiaries with arthritis in 2012 (Ohio 31.16%).



Back injuries are the major cause of back pain. Occupational back injuries are the top cause of injuries at work, especially in the health care industry from movement of patients. In the 2013 Survey of Occupational Injuries and Illnesses Data for Ohio, 15.8% injured their back, more than any other body part. The nature of those injuries was 39.2% for sprains/strains and tears. Local data is needed to measure the burden of this issue.

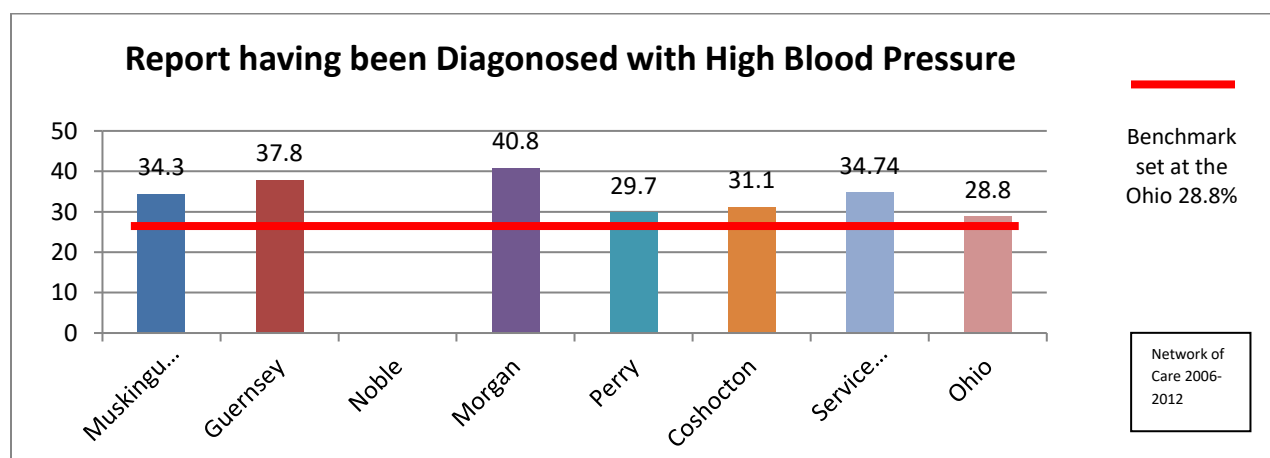
Number 7 Top Priority Chronic Condition: Strokes

Strokes are the sixth leading cause of death for the community. The service area rate, 43.7/100,000, is higher than Ohio (42.9). Noble and Perry counties are higher than the other counties (See chart below). The controllable risk factors for stroke include: high blood pressure, diabetes, atrial fibrillation, atherosclerosis, alcohol use, tobacco use, obesity and high cholesterol. The Priority Risk Factor for strokes is high blood pressure.



Priority Risk Factor: High Blood Pressure

Those reporting being diagnosed with high blood pressure in the community is higher than Ohio, 34.7% compared to 28.8% (See chart below). High blood pressure is affected by obesity, high cholesterol, smoking, physical inactivity, and diabetes.

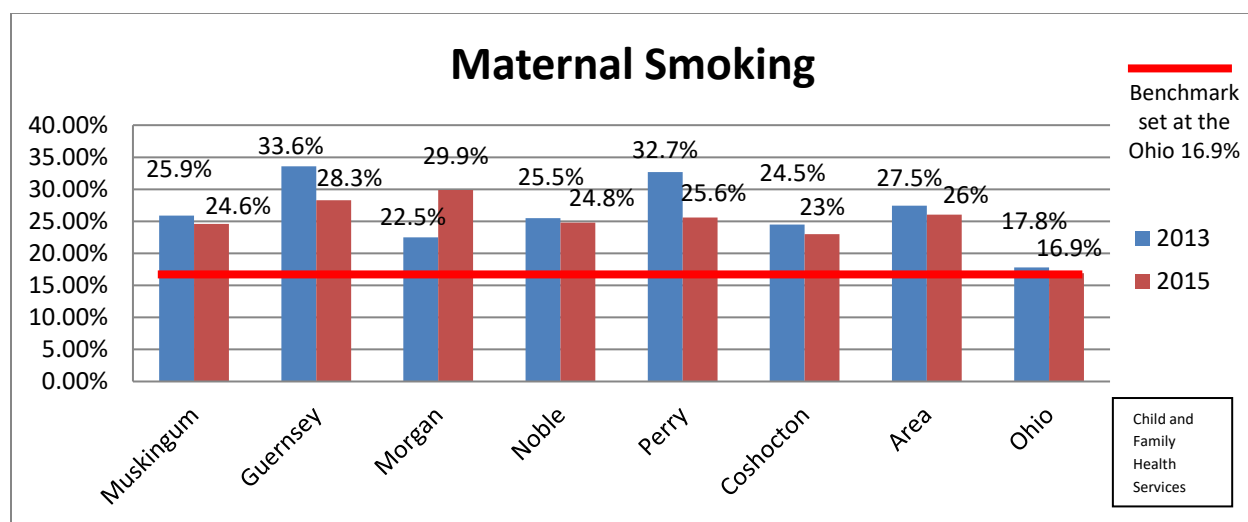


4.1.3.2 The Top Priority Health Issues for Mothers and Children

Based on the combined member scores from the prioritization process, the following are the top health issues for mothers and children.

Number 1 Top Priority Issue for Mothers and Children: Pregnant and Using Tobacco

The impact of maternal smoking is costly to both the smoker and to unborn child. Smoking while pregnant often increases fetal heart rate, increases the incidence of miscarriage and stillbirth, increases risk of premature birth and/or low birth rate, and increases risk of the baby developing lung problems. The percentage of mothers smoking in the service area in 2015 ranged from 23% to 29.9%. The area mothers smoking at 26% is vastly higher than Ohio at 16.9% (See chart below).



Number 2 Top Priority Issue for Mothers and Children: Pregnant and Using Alcohol

According to the March of Dimes (<http://www.marchofdimes.org/Peristats/ViewTopic.aspx?reg=39&top=9&lev=0&slev=4>), in Ohio in 2014, 20.8% of women of childbearing age (18-44 years) reported binge drinking in the past month, compared to 16.9% overall in the U.S. Prenatal exposure to alcohol is the most common cause of birth defects. Women of child bearing age could potentially expose their baby to alcohol. Exposure to alcohol during pregnancy causes damage to the brain and affects the child's behavior. Not using alcohol can prevent these effects (American Academy of Child and Adolescent Psychology https://www.aacap.org/AACAP/Families_and_Youth/Facts_for_Families/FFF-Guide/Drinking-Alcohol-in-Pregnancy-Fetal-Alcohol-Effects-093.aspx). Local data is needed to measure the burden of this issue.

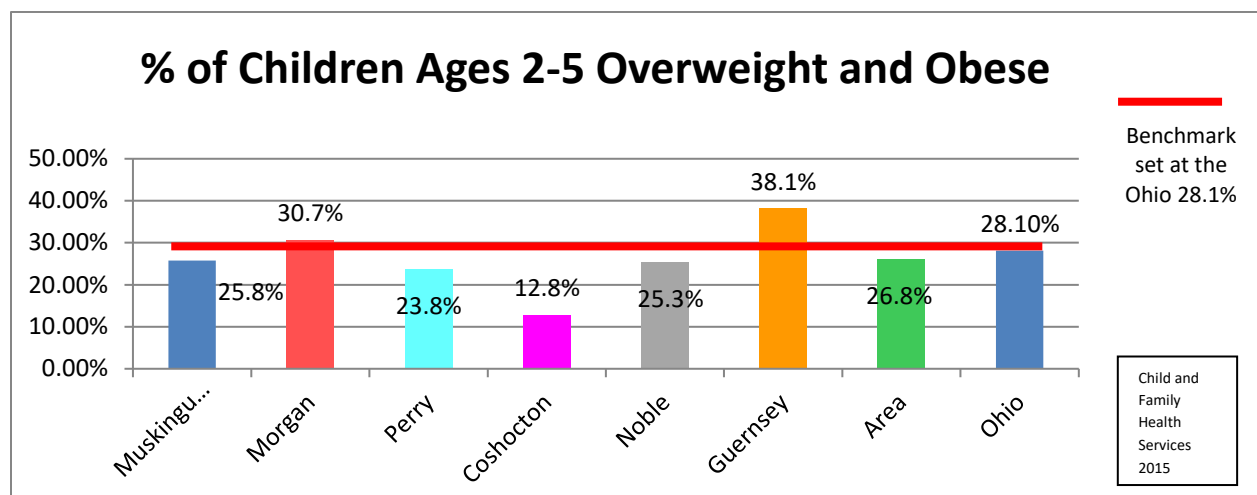
Number 3 Top Priority Issue for Mothers and Children: Pregnant and Using Drugs

According to the March of Dimes, 1 in 20 mothers take street drugs during pregnancy- 5% (See reference above). Using street drugs can cause problems for you before and during pregnancy including inability to get pregnant, problems with the placenta,

preterm labor, miscarriage and stillbirth. Babies born to moms who use street drugs during pregnancy often have these complications: premature birth, low birthweight, smaller-than-normal head size, heart defects, birth defects, infections, and Neonatal Abstinence Syndrome (also called NAS). **Number 5 Top Priority Issue for Mothers and Children: Support for Drug Addicted Babies** will be discussed below. Babies born to moms who use drugs often have problems later in life, including learning and behavior problems, slower-than-normal growth, and Sudden Infant Death Syndrome . Local data is needed to measure the burden of this issue.

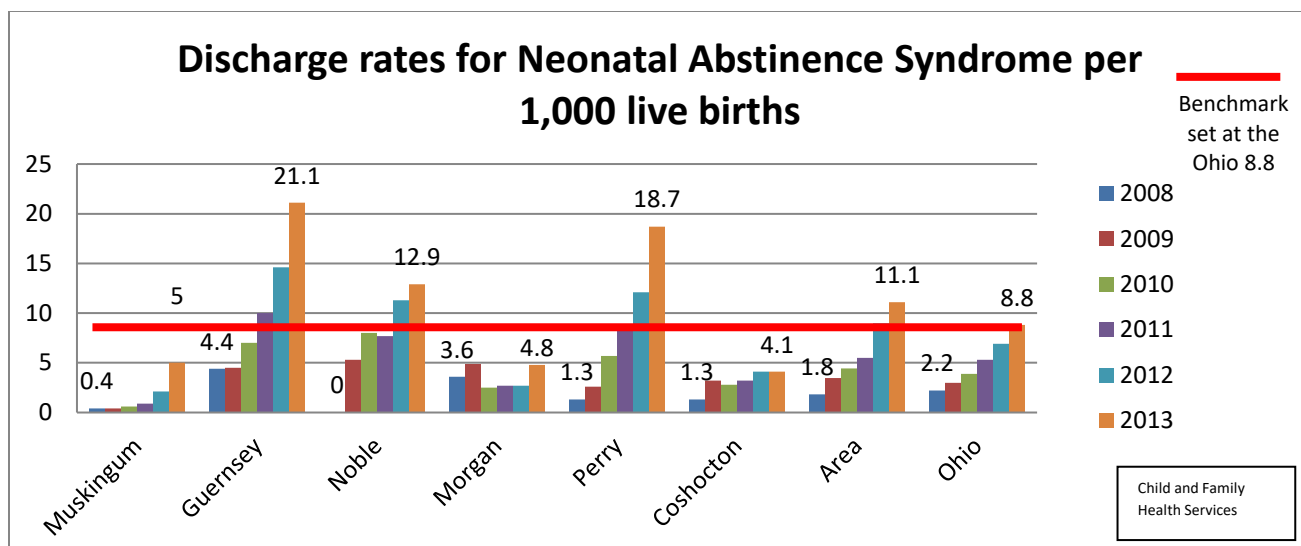
Number 4 Top Priority Issue for Mothers and Children: Children Overweight

In the service area, children overweight and obese, is an urgent health issue. Nationally the rates for children and obesity have sky-rocketed. In the community, the average percentage of the children overweight/obese at 26.08% is slightly less than Ohio at 28.1% (See chart below). Morgan and Guernsey counties children are at higher risk than the other four counties. One in four children in the community is at risk for obesity.



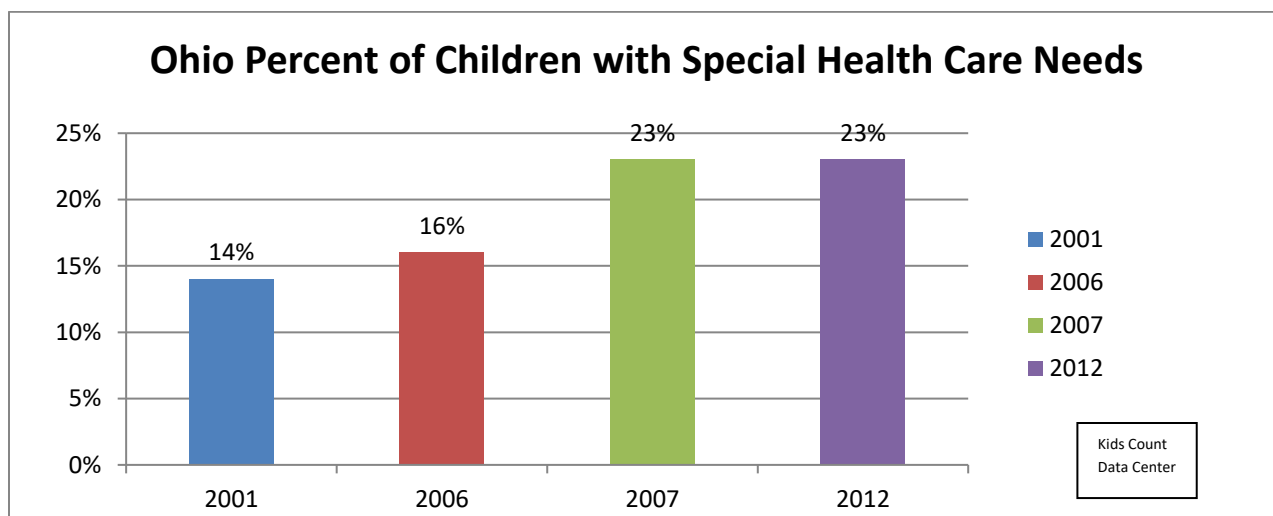
Number 5 Top Priority Issue for Mothers and Children: Support for Drug Addicted Babies

The section above entitled, “**Number 3 Top Issue for Mothers and Children: Pregnant and Using Drugs**”, described the effects of mothers using drugs while pregnant on their babies. The number of babies born addicted to drugs with Neonatal Abstinence Syndrome has risen at alarming rates from 2008-2013 in the community. Each year the service area rate per 1,000 births of babies with Neonatal Abstinence Syndrome was rising at a faster rate than Ohio. From 2008-2013, the discharge rate of babies born addicted for the community increased by 84% compared to the Ohio rate rising by 75% (See chart on the next page).



Number 6 Top Priority Issue for Mothers and Children: Children with Disabilities

The percentage of children with special health care needs in Ohio has risen from 14% to 23% in 11 years (See chart below). Local data is needed to assess the burden in the community.



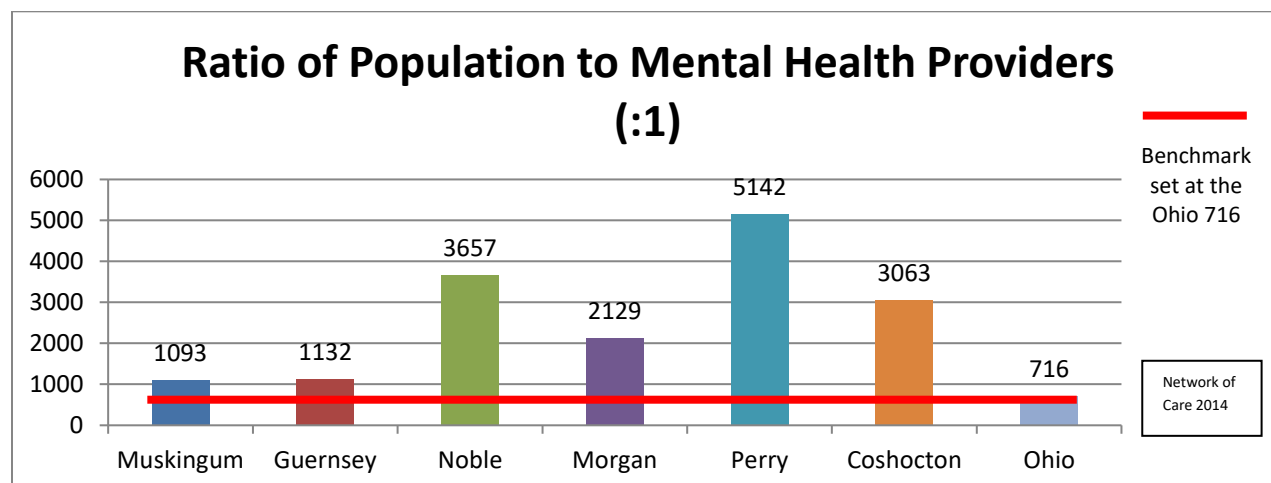
4.1.3.3 The Top Priority Access to Care Issues

Based on the combined member scores from the prioritization process, the following are the top issues related to access to care.

Number 1 Top Priority Access to Care Issue: Can't Get Mental Health Services

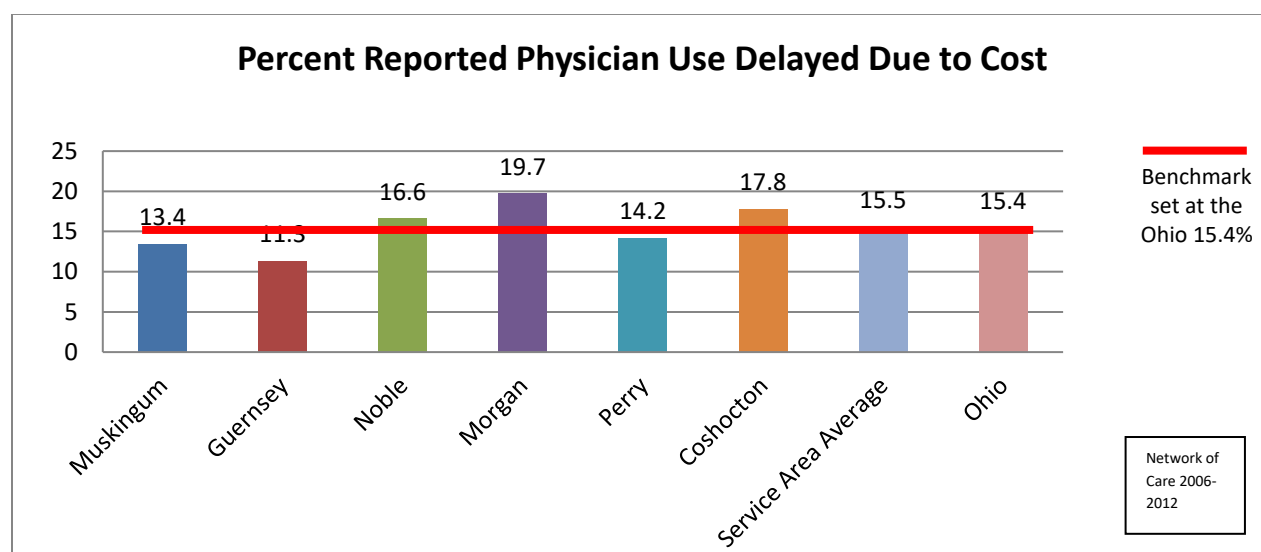
Access to mental health providers continues to be a challenge for the community. The ratio of mental health providers to residents for all counties is substantially higher for the

whole service area than Ohio (See chart below). All six counties in the community are designated by the federal government as Mental Health shortage areas.



Number 2 Top Priority Access to Care Issue: Can't Afford to See a Doctor

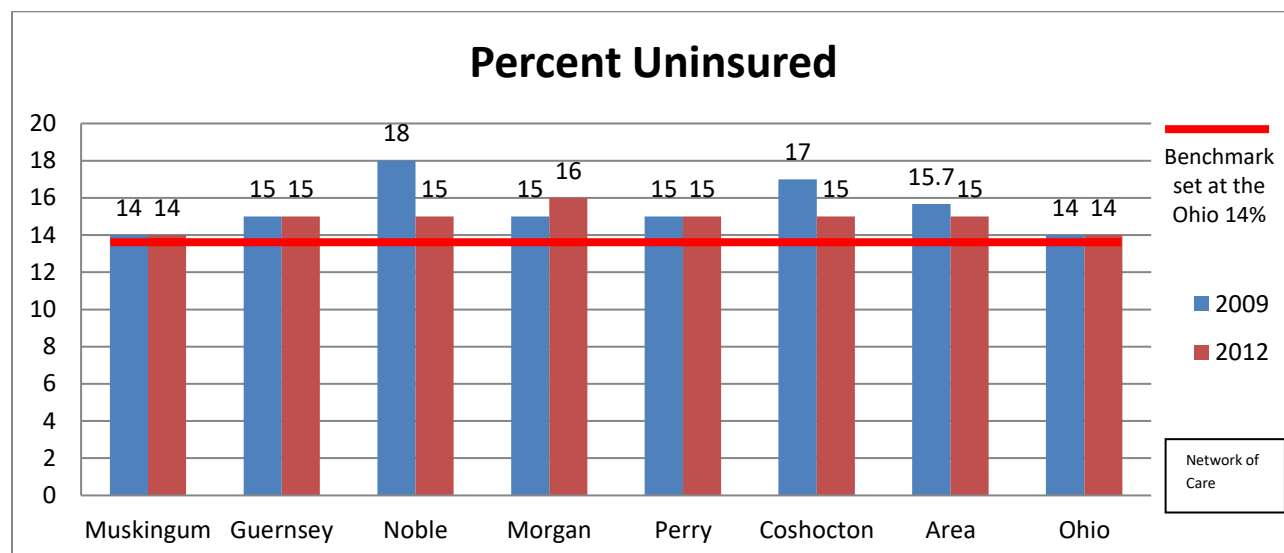
Affordability of doctors for medical care is directly related to access to insurance to cover medical costs. Uninsured will be discussed later in this section. An average of 15.5% for the service area reported delaying seeing a physician due to cost, which is equal to Ohio (See chart below).



Number 3 Top Priority Access to Care Issue: People Don't Have Health Insurance; Uninsured

The service area is undergoing increases in the Medicaid enrollment for those qualified due to Medicaid expansion in Ohio. The uninsured rates do not reflect these changes

to date. Based on the available data, from 2009-2012, the service area is average of 15% uninsured is higher than Ohio (14%) –See chart below.

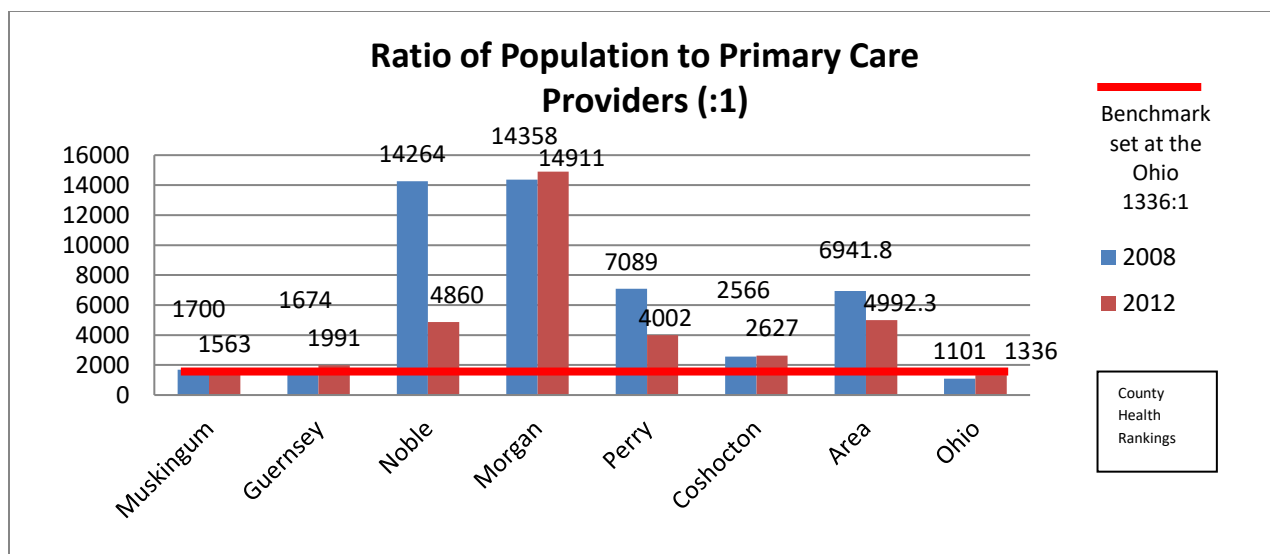


Number 4 Top Priority Access to Care Issue: Can't Afford a Dentist and
Number 5 Top Priority Access to Care Issue: People Don't Have Dental Insurance

Affordability of doctors for medical care is directly related to access to dental insurance to cover medical costs. With the expansion of Medicaid, more residents should have access to some dental care. A root problem, however, is that according to the Ohio Department of Health only 12% of dentists accept Medicaid. Local data is needed to assess this issue.

Number 6 Tied Top Priority Access to Care Issue: Can't Find a Primary Care Doctor

Five out of six counties in the community are designated by the federal government as Primary Care Shortage Areas. Muskingum County is not a PCSA. The average ratio of population to primary care provider for the service area is remarkably higher at 4,992:1 compared to Ohio at 1,336 in 2012. Lack of care, particularly for those living in poverty is directly affected by the available health care providers in the community (See chart on the next page).



Number 6 Tied Top Priority Access to Care Issue: People Don't Have Mental Health Insurance

Affordability of mental health services is directly related to access to mental health insurance to cover costs. With the expansion of Medicaid, more residents should have access to mental health services. Local data is needed to assess this issue.

Number 7 Top Priority Access to Care Issue: Waiting Time to See a Doctor

An issue in the community is the time required to wait to see a physician or specialist for a health issue. Wait times can create increased problems for the health issue, decreased compliance with going to the doctor, and decreased patient satisfaction with services. Local data is needed to assess this issue.

Number 8 Top Priority Access to Care Issue: Don't Have a Ride to the Doctor's Office

For those living in poverty and underserved in the community transportation to healthcare services is an issue. Decreased routes for public transportation, limited vouchers for rides, and cost of alternative transportation such as a cab are a barrier to seeking healthcare services. Local data is needed to assess this issue.

4.1.3.4 Asset Mapping

Appendix 5.3 provides a listing of county and area resources available to address the priority chronic conditions, risk factors, mother and children issues, and access to care.

5 APPENDIX

5.1 Social Services Resources

Muskingum	Phone Number
<u>Car Seats</u> Muskingum Help Me Grow	(740) 450-3275
<u>Child Care</u> Corp. for Ohio Appalachian Develop. Child Care Resource Network	(740) 373-6996
<u>Child Support</u> Child Support Enforcement Agency	(740) 755-7146
<u>Children with Medical Handicaps</u> Bureau for Children with Medical Handicaps	(800)-755-4769 (Parents Only)
<u>Children Protective Services</u> Muskingum Children Services	(740) 455-6710
<u>Crisis Line</u> Six County Inc.	(740) 453-5818
<u>Domestic Violence</u> Transition Inc.	(740) 454-3213
<u>Education</u> Muskingum Valley Educational Service Center	(740) 452-4518
<u>Emergency Shelter</u> Salvation Army	(740)452-2381
<u>Employment</u> Muskingum County Job and Family Services	(740) 454-0161
<u>Food</u> United Way, Muskingum Co. Hunger Network	(800)-453-5205
<u>Financial/Utilities</u> Muskingum Economic Opportunity Action Group, Inc.	(740) 453-5703
<u>Help Me Grow</u> Muskingum County Help Me Grow	(740) 450-3275
<u>Housing</u> Zanesville Metropolitan Housing Authority	(740) 454-8566
<u>Information and Referral Services</u> United Way of Muskingum County	2-1-1 or (800) 544-1601
<u>Kinship Navigator</u> Job and Family Services	(740) 455-7510
<u>Legal</u> Ohio State Legal Service Association	(800)-589-5888
<u>Rape</u> RAINN (Rape, Abuse, Incest National Network)	(800)-565-HOPE (4673)
<u>Senior Center</u> Muskingum County Senior Center	(740) 454-9761
<u>Social Security</u> Social Security Hotline	(800)-722-1213
<u>Transportation</u> South East Area Transit	(740) 454-8573
<u>Veterans Service Office</u> Muskingum County	(740) 455-7149

Coshocton	Phone Number
<u>Car Seats</u> American Red Cross (co pay required)	(740) 622-0228
<u>Child Care</u> Department of Job and Family Services	(740) 622-1020
<u>Child Support</u> Child Support Enforcement Agency	(740) 622-1020
<u>Children with Medical Handicaps</u> Bureau for Children with Medical Handicaps	1-800-755-4769 (Parents Only)
<u>Children Protective Services</u> Children Service Division	(740) 622-1020
<u>Crisis Line</u> Six County Inc.	(740) 453-5818
<u>Domestic Violence</u> First Step Family Violence Services	(740) 622-8504
<u>Education</u> State Support Team Region 12	(740) 455-6700
<u>Emergency Shelter</u> Community Action Agency	(740) 622-9801
<u>Employment</u> Coshocton Job and Family Services	(740) 622-1020
<u>Financial/Utilities</u> United Way of Coshocton County	(740) 622-4567
<u>Food</u> Job and Family Services	(740) 622-1020
<u>Help Me Grow</u> Coshocton Help Me Grow	(740) 622-1552
<u>Housing</u> Metropolitan Housing Authority	(740) 622-6300
<u>Information and Referral Services</u> United Way of Coshocton County	(740) 622-4567
<u>Kinship Navigator</u> Job and Family Services	(740) 622-1020
<u>Legal</u> Ohio State Legal Service Association	(800)-589-5888
<u>Rape</u> RAINN (Rape, Abuse, Incest National Network)	(800)-565-HOPE (4673)
<u>Senior Center</u> Coshocton Senior Center	(740) 622-4852
<u>Social Security</u> Social Security Hotline	(800)-722-1213
<u>Transportation</u> Coshocton County Coordinated Transportation Agency	(740) 622-7139
<u>Veterans Service Office</u> Coshocton County	(740) 622-2313

Guernsey**Phone Number**

<u>Car Seats</u> Cambridge-Guernsey County Health Department	(740) 439-3577
<u>Child Care</u> Guernsey County Department of Job and Family Services	(740) 432-2381
<u>Child Support</u> Child Support Enforcement Agency	(740) 432-2381
<u>Children with Medical Handicaps</u> Bureau for Children with Medical Handicaps	(800)-755-4769 (Parents Only)
<u>Children Protective Services</u> Guernsey Child Protective Services	(740) 439-5555
<u>Crisis Line</u> Six County Inc.	(740) 439-4428
<u>Domestic Violence</u> Haven of Hope	(740) 439-7233
<u>Education</u> State Support Team Region 12	(740) 439-9383
<u>Emergency Shelter</u> United Way of Guernsey County	(740) 439-2667
<u>Employment</u> Guernsey Job and Family Services	(740) 432-2381
<u>Financial/Utilities</u> Salvation Army	(740) 432-7759
<u>Food</u> GMN Tri County Community Action Commission	(740) 732-2388
<u>Help Me Grow</u> Guernsey County Help Me Grow	(740) 439-1858
<u>Housing</u> Guernsey Metropolitan Housing Authority	(740) 439-6651
<u>Information and Referral Services</u> Job and Family Services	(740) 432-2381
<u>Kinship Navigator</u> Job and Family Services	(740) 432-2381
<u>Legal</u> South East Legal Services	(740) 454-1223
<u>Rape</u> RAINN (Rape, Abuse, Incest National Network)	(800)-565-HOPE (4673)
<u>Senior Center</u> Guernsey County Senior Citizens, Inc.	(740) 439-6681
<u>Social Security</u> Social Security Hotline	(800)-722-1213
<u>Transportation</u> South East Area Transit	(740) 454-8573
<u>Veterans Service Office</u> Guernsey County	(740) 432-9295 or 9294

Morgan	Phone Number
<u>Car Seats</u> Morgan County Help Me Grow	(740) 962-6809
<u>Child Care</u> Corp for Ohio Appalachian Development Child Care Resource Network	(740) 373-6996
<u>Child Support</u> Morgan County Child Support Enforcement	(740) 962-3000 (800)-564-9234
<u>Children with Medical Handicaps</u> Bureau for Children with Medical Handicaps	(800)-755-4769 (Parents Only)
<u>Children Protective Services</u> Morgan County Children Services	(740) 962-3838
<u>Crisis Line</u> Six County Inc. (24 hours)	(800) 344-5818
<u>Domestic Violence</u> Transitions (24 hours)	(740) 454-3213
<u>Education</u> State Support Team Region 16	(800)-882-6186
<u>Emergency Shelter</u> Salvation Army	(740) 452-8350
<u>Employment</u> Morgan Job and Family Services	(740) 962-4616
<u>Financial/Utilities</u> Washington-Morgan County Community Action Agency	(740) 373-7671
<u>Food</u> GMN Tri County Community Action Commission	(740) 732-2388
<u>Help Me Grow</u> Morgan County Help Me Grow	(740) 962-9908
<u>Housing</u> Morgan County Metropolitan Housing Authority	(740) 962-4930
<u>Information and Referral Services</u> United Way of Muskingum, Perry and Morgan Counties	2-1-1 (800) 544-1601
<u>Kinship Navigator</u> Washington-Morgan Community Action Agency (Relatives responsible for care of a child)	(740) 373-7671
<u>Legal</u> Southeastern Ohio Legal Services	(740) 374-2629 (800)-837-2630
<u>Rape</u> Eve Incorporated (24 Hours)	(740) 374-3111
<u>Senior Center</u> Morgan County Council on Aging	(740) 962-5000
<u>Social Security</u> Social Security Hotline	(800)-772-1213
<u>Transportation</u> Washington-Morgan Community Action Agency	(740) 373-7671
<u>Veterans Service Office</u> Morgan County	(740) 962-4181

Noble	Phone Number
<u>Car Seats</u> Noble County Help Me Grow	(740) 732-4958
<u>Child Care</u> Corp for Ohio Appalachian Development Child Care Resource Network	(740) 373-6996
<u>Child Support</u> Noble County Child Support Enforcement Agency	(740) 732-2392 1-800-905-2732
<u>Children with Medical Handicaps</u> Bureau for Children with Medical Handicaps	1-800-755-4769 (Parents Only)
<u>Children Protective Services</u> Noble County Children Services	(740) 732-2392
<u>Crisis Line</u> Six County Inc. (24 Hours)	1-800-344-5818
<u>Domestic Violence</u> Eve Incorporated (24 Hours)	(740) 374-3111
<u>Education</u> State Support Team Region 12	1-800-344-5818
<u>Emergency Shelter</u> GMN Emergency Food & Shelter Program	(740) 732-2388
<u>Employment</u> Noble Job and Family Services	(740) 732-2392
<u>Financial/Utilities</u> Noble County Samaritan House	(740) 732-2840
<u>Food</u> GMN Tri County Community Action Commission	(740) 732-2388
<u>Help Me Grow</u> Noble County Help Me Grow	(740) 732-4958
<u>Housing</u> Noble County Metropolitan Housing Authority	(740) 439-6651 (800) 457-6651
<u>Information and Referral Services</u> United Way of Guernsey & Noble Counties	(740) 439-2667
<u>Kinship Navigator</u> Kinship Navigator (Relatives responsible for care of a child)	(740) 732-5388
<u>Legal</u> Southeastern Ohio Legal Services	(740) 374-2629 (800) 837-2630
<u>Rape</u> Eve Incorporated (24 Hours)	(740) 374-3111
<u>Senior Center</u> Joyce M. Davis Senior Center Robert T. Secrest Senior Citizen Center	(740) 732-5129 (740) 685-6354
<u>Social Security</u> Social Security Hotline	(800) 772-1213
<u>Transportation</u> Joyce M. Davis Senior Center (Senior Citizens Only)	(740) 732-5129
<u>Veterans Service Office</u> Noble County	(740) 732-5567

Perry	Phone Number
<u>Car Seats</u> Perry County Health Department	(740) 342-5179
<u>Child Care</u> Corp for Ohio Appalachian Development Child Care Resource Network	(740) 373-6996
<u>Child Support</u> Perry County Child Support Enforcement Agency	(740) 342-2278
<u>Children with Medical Handicaps</u> Bureau for Children with Medical Handicaps	(800) 755-4769 (Parents Only)
<u>Children Protective Services</u> Perry County Children Services	(740) 342-3836
<u>Crisis Line</u> Six County Inc. (24 Hours)	(800) 344-5818
<u>Domestic Violence</u> Domestic Violence Services of Cumberland and Perry Counties	(800) 852-2102
<u>Education</u> State Support Team Region 16	(740) 342-3502, ext. 124
<u>Emergency Shelter</u> Salvation Army	(740) 452-8350
<u>Employment</u> Perry Job and Family Services	(740) 342-3551
<u>Financial/Utilities</u> Hocking-Athens-Perry Community Action Organization	(740) 342-4113 (800) 273-1513
<u>Food</u> Hocking-Athens-Perry Community Action Organization	(740) 342-4113 (800-) 273-1513
<u>Help Me Grow</u> Perry County Help Me Grow	(740) 342-7722
<u>Housing</u> Perry County Metropolitan Housing Authority	(740) 982-5991
<u>Information and Referral Services</u> Perry County United Way	2-1-1 (800) 544-1601
<u>Kinship Navigator</u> Perry County Children Services (Relative responsible for care of a child)	(740) 342-3836
<u>Legal</u> Southeastern Ohio Legal Services	(740) 454-1223 (800) 686-3671
<u>Rape</u> Eve Incorporated (24 Hours)	(740) 374-3111
<u>Senior Center</u> Perry County Senior Center	(740) 342-4264
<u>Social Security</u> Social Security Hotline	(800) 772-1213
<u>Transportation</u> Perry County Transit (PCT)	(740) 342-2810
<u>Veterans Service Office</u> Perry County	(740) 342-2536

5.2 Social Determinant Charts

Chart 1: Median household income

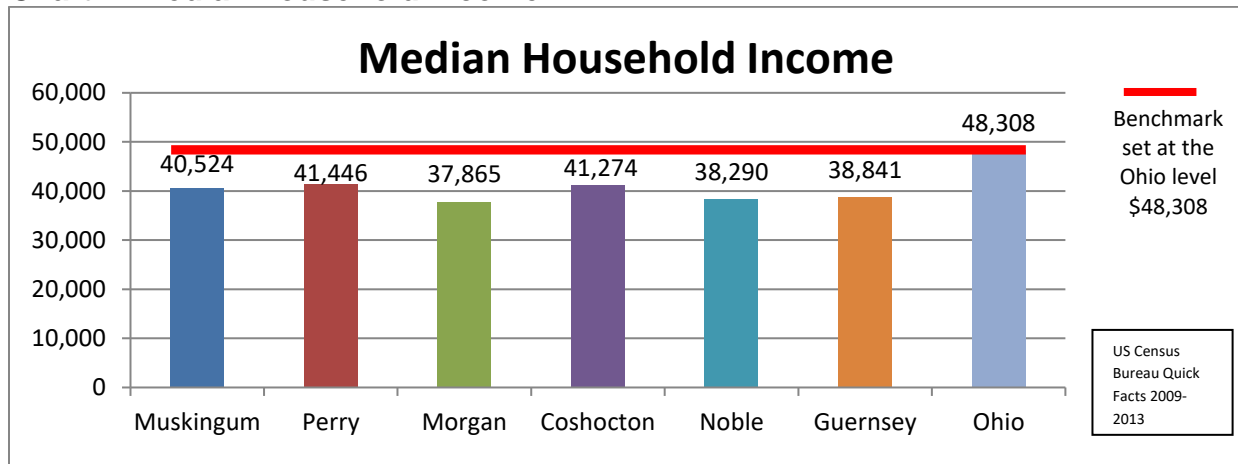


Chart 2: Major Employers by County (Ohio Office of Research Ohio County Profiles)

Muskingum	Employers	Perry	Employers	Morgan	Employers
5 B's Inc.	Mfg	Buckingham Coal	Mining	Hann Manufacturing	Mfg
AK Steel Holding Co.	Mfg	CerCo LLC	Mfg	Highland Oaks	Serv
Avon Products	Trade	Cooper-Standard Automotive	Mfg	Kroger Co	Trade
AutoZone, Inc.	Trade	Crooksville Exempted Village Schools	Govt	MAHLE International	Mfg
Dollar General Corp	Trade	Eclipse Aluminum Trailer, LLC	Mfg	Miba Bearings US LLC	Mfg
Genesis HealthCare System	Serv	Ludowici Roof Tile	Mfg	Miba Sinter	Mfg
Kellogg's	Mfg	New Lexington City Schools	Govt	Morgan County	Govt
Longaberger Co.	Mfg	Northern Local Schools	Govt	Morgan Local Schools	Govt
Muskingum University	Serv	PCC Airfoils LLC	Mfg	Warren's Morgan Co IGA	Trade
Muskingum County	Govt	Perry County	Govt		
Owen-Illinois/Owens Brockway	Mfg	Shelly Materials Inc.	Mining		
Wendy's Intl/New Bakery Co.	Mfg	Southern Local Schools	Govt		
Zanesville City Schools	Govt				

Chart 2: Major Employers by County Continued (Ohio Office of Research Ohio County Profiles)

Coshocton	Employers	Noble	Employers	Guernsey	Employers
AK Steel Holding Co.	Mfg	Caldwell Exempted Village Schools	Govt	Cambridge City Schools	Govt
American Electric Power Co	Utility	Intl Converter Inc.	Mfg	Colgate-Palmolive Co	Mfg
Coshocton City Schools	Govt	Noble County	Govt	Daimler AG/Detroit Diesel	Mfg
Coshocton County	Govt	Noble Local Schools	Govt	Encore Plastics	Mfg
Coshocton County Memorial Hospital	Serv	State of Ohio	Govt	Federal-Mogul Corp	Mfg
Kraft Foods Inc.	Mfg	Summit Acres	Serv	Guernsey County	Govt
McWane Corp/Clow Water Systems	Mfg	Warren Drilling Co	Mining	Southeastern Ohio Regional Medical Ctr	Serv
Riverview Local Schools	Govt			State of Ohio	Govt
Rock Tenn CP LLC	Mfg			Wal-mart Stores Inc.	Trade

Chart 3: Unemployment

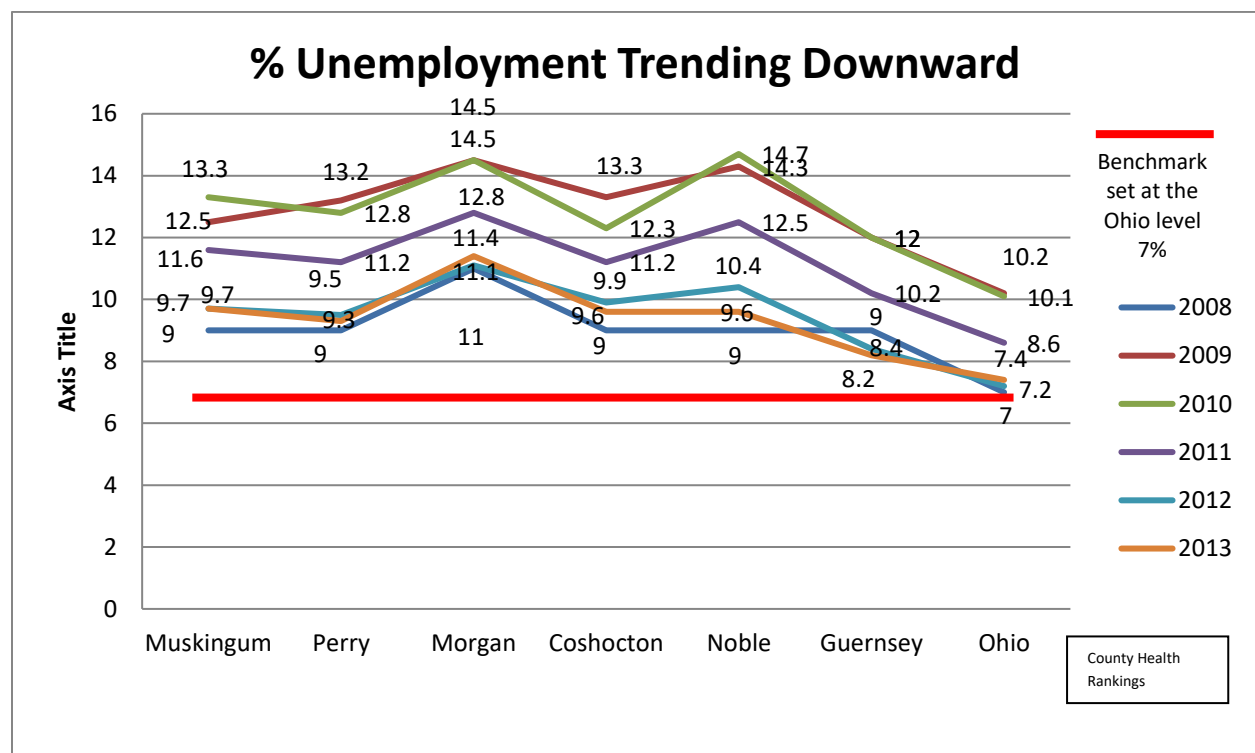


Chart 4: Poverty Estimates

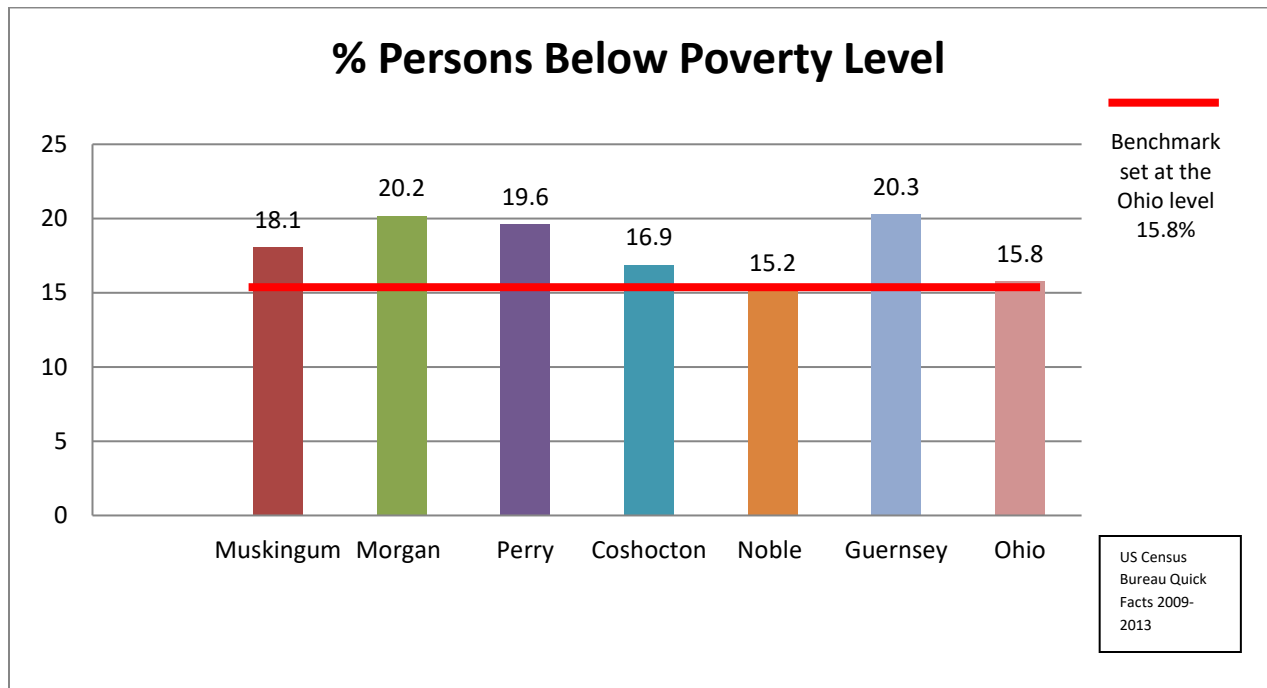


Chart 5: Children Living in Poverty

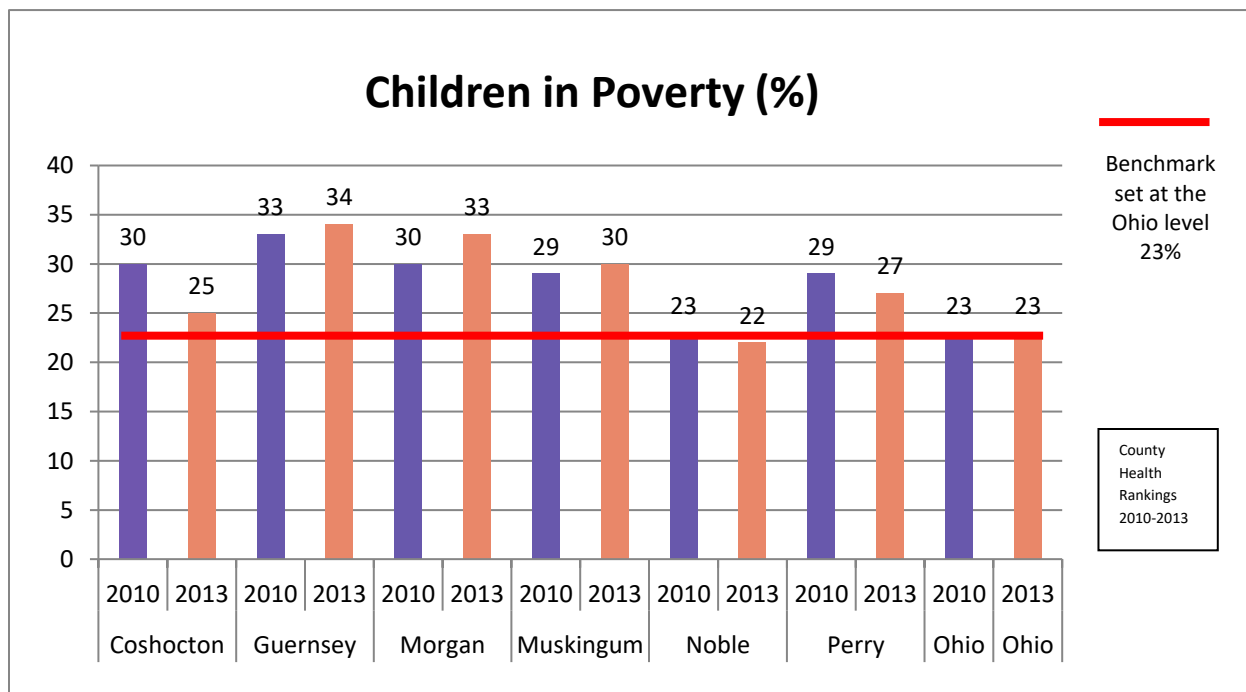


Chart 6: Aging Populations in Poverty

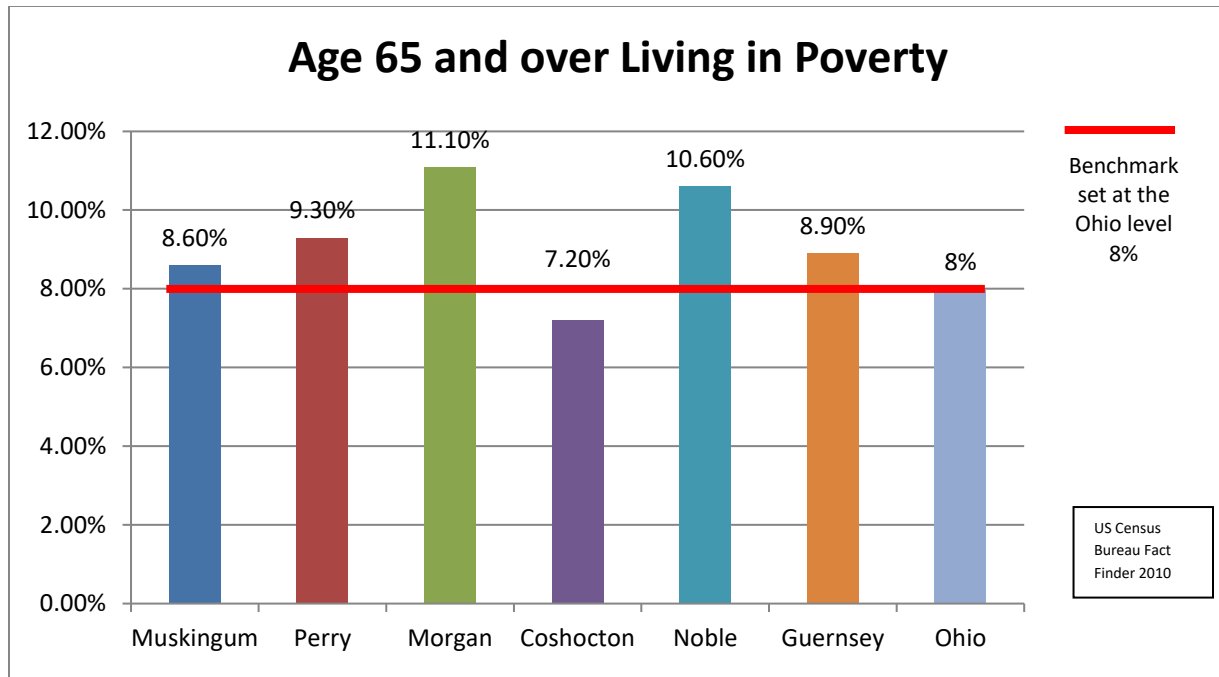


Chart 7: Affordable Housing

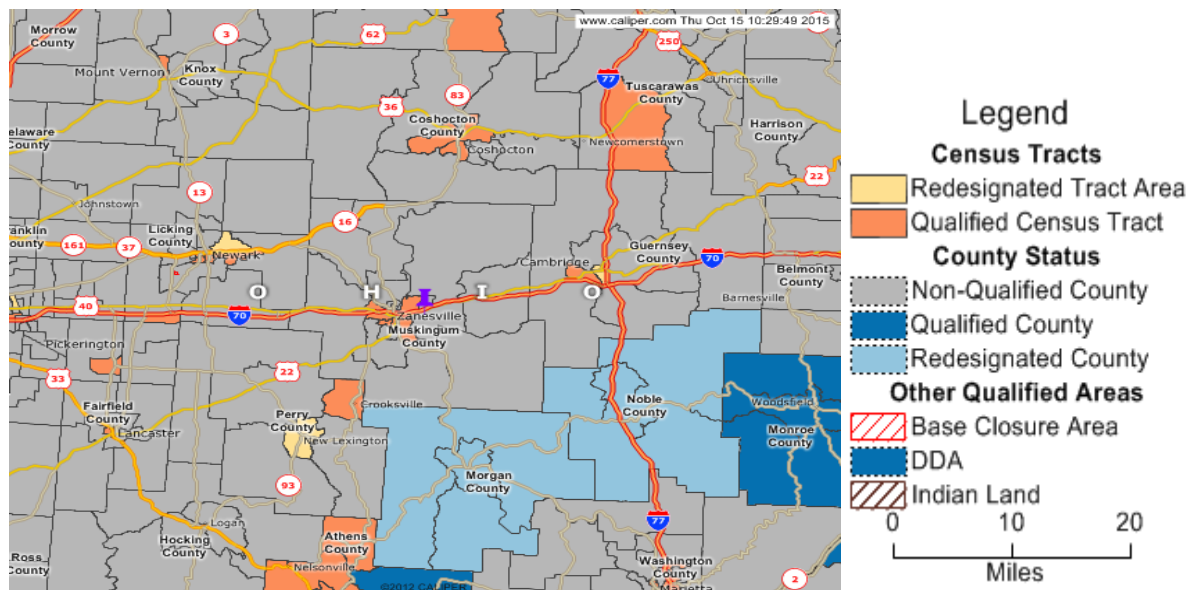


Chart 8: Housing Characteristics

Location	Home ownership	Houses built before 1980	Houses built before 1939	Owner costs at 35% or more of household income	Gross rent at 35% or more of household income
Coshocton	73.90%	69.30%	32%	23.50%	37.40%
Guernsey	73.70%	65.90%	29.80%	20%	42%
Morgan	77.30%	62.30%	25.40%	20.80%	49.40%
Muskingum	68.30%	66.50%	26.90%	22.10%	41.40%
Noble	80.30%	60.80%	29.20%	25.40%	46.70%
Perry	70.50%	58.20%	29.40%	18.40%	42.80%
Average/Total	74.00%	63.83%	29%	21.70%	43.30%
Ohio	67.50%	68.90%	21.10%	21.80%	41.60%
US Census FactFinder 2009-2013		2009-2013 American Community Survey 5 year estimates			

Chart 9: Food Insecurity for Broad Community

Food Insecurity Location	Rate	Number people food insecure	Of food insecure individuals, those likely to be income eligible for federal nutrition assistance (SNAP, WIC, free school meals, CSFP, TEFAP) at 130% of poverty and below	% Between 130% and 185% poverty (WIC, reduced price school meals)	% above 185% poverty (Charitable Response)
Coshocton	16.60%	6,100	62%	17%	21%
Guernsey	16.60%	6,630	68%	13%	19%
Morgan	18.10%	2,710	62%	15%	22%
Muskingum	17.70%	15,220	60%	19%	21%
Noble	16.10%	2,360	48%	19%	33%
Perry	17.20%	6,190	66%	12%	22%
Average/Total	17.05%	39,210	61%	16%	23%
Ohio	16.90%	1,951,880	54%	13.50%	32.50%

Chart 10: Food Insecurity for Children

Child Food Insecurity Location	Population under 18	Child Rate	Number children food insecure	Food Insecure Children likely income-eligible for federal assistance	Food Insecure Children likely NOT income-eligible for federal assistance
Coshocton	8,791	28.70%	2,520	83%	17%
Guernsey	9,305	29.80%	2,770	81%	19%
Morgan	3,409	29.20%	1,000	73%	27%
Muskingum	20,446	28.70%	5,860	81%	19%
Noble	2,786	28.30%	790	75%	25%
Perry	9,180	28.90%	2,650	77%	23%
Average/Total	53,917	28.93%	15,590	78%	22%
Ohio	2,648,786	24.20%	653,410	69%	31%

Chart 11: Violent Crime

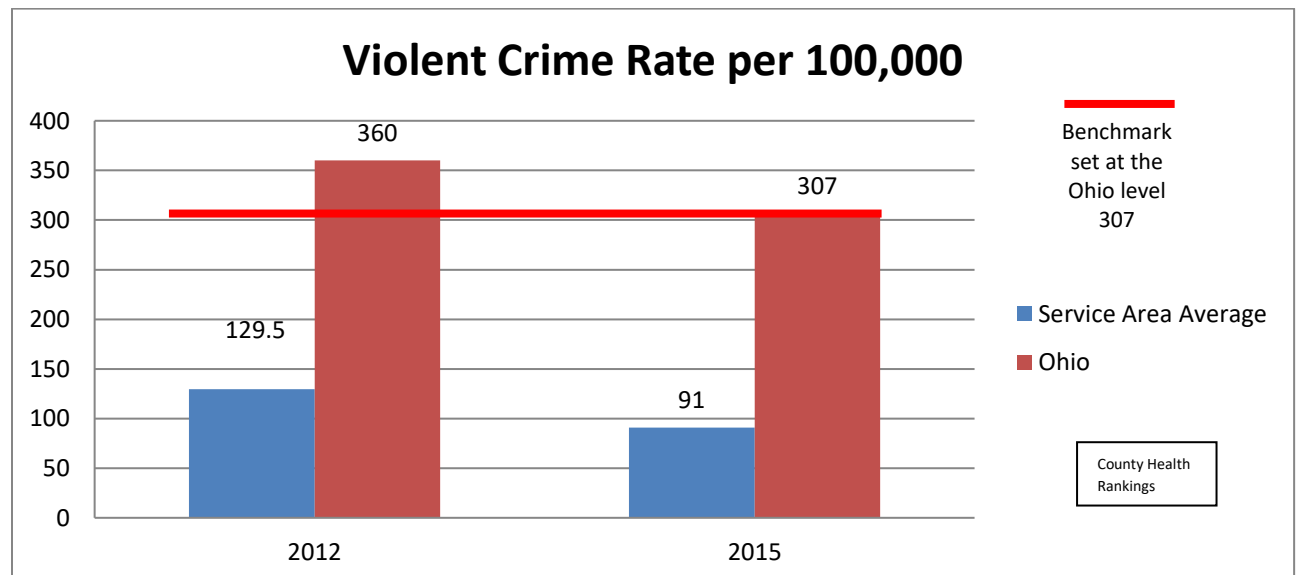


Chart 12: Adolescents Adjudicated for Felonies

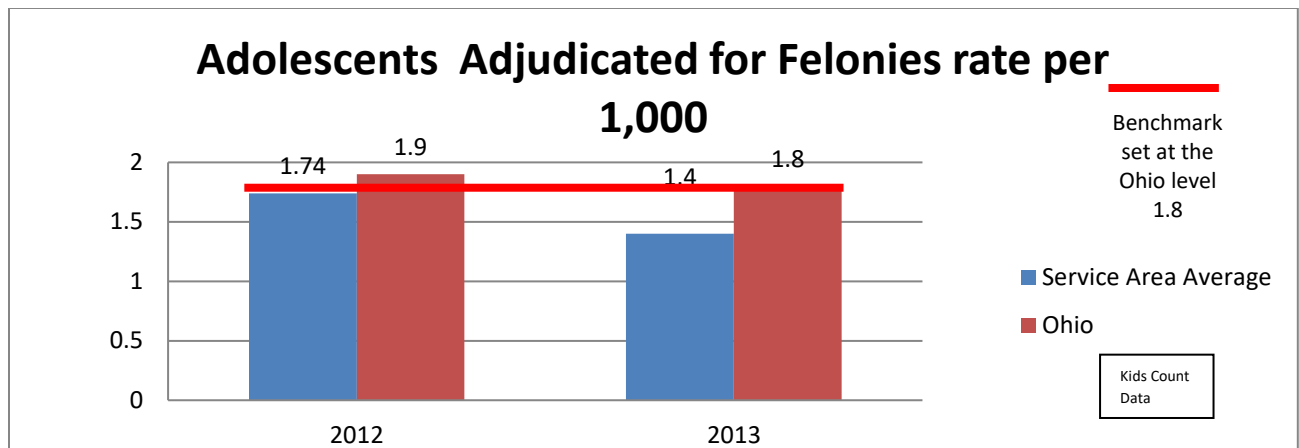


Chart 13: High School Graduation

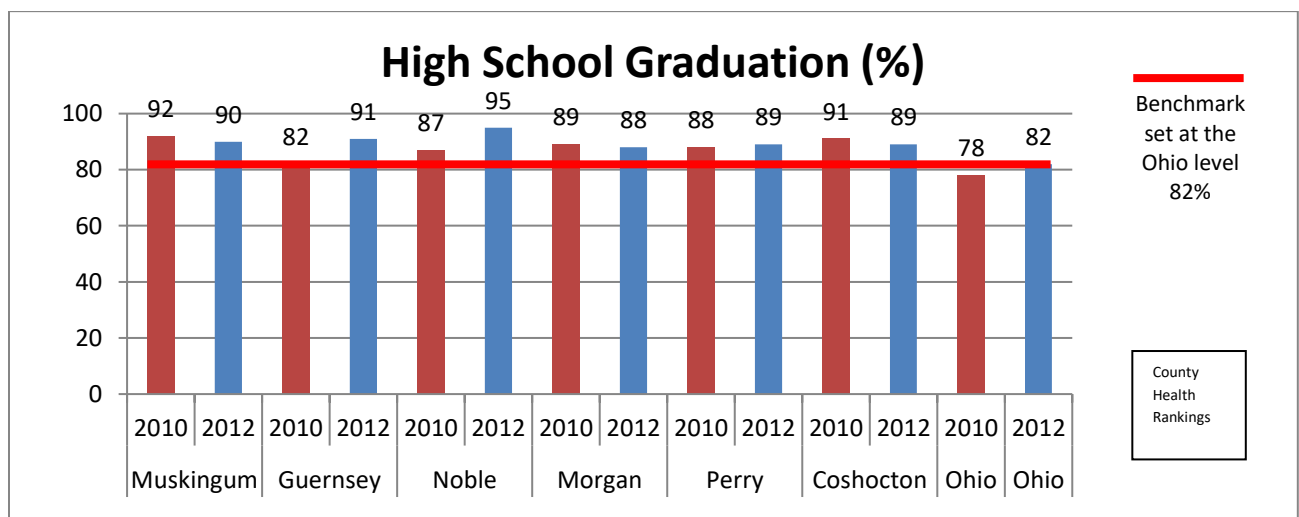
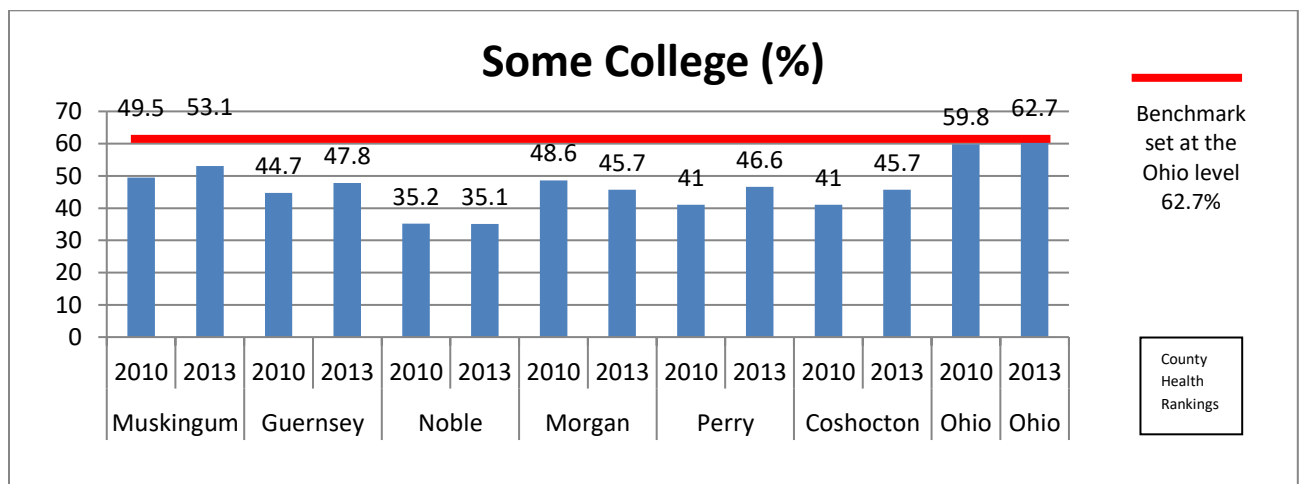


Chart 14: Some College



5.3 Resources Available in the Service Area to Address the Top Priority Health Issues for Chronic Conditions, Risk Factors, Mothers and Children Issues, and Access to Care

5.3.1. Resources for Chronic Conditions

#1 Cancer				
Service	Provider	Phone	Address	County
cancer medical services	Genesis HealthCare System (GENESIS)	740-454-5271 or 1-844-645-3433	2951 Maple Avenue, Zanesville, 43701	All Six Counties
hospice care	GENESIS Morrison House	740-454-5365	713 Forest Avenue, Zanesville, 43701	All Six Counties
cancer medical services	Cambridge Regional Cancer Center	740-439-8000	1341 Clark Street, Cambridge, 43725	Guernsey & Noble
oncology services	Coshocton County Memorial Hospital (CMH)	740-622-6411	1460 Orange Street, Coshocton, 438312	Coshocton
cancer support group	CMH	740-623-4441	1460 Orange Street, Coshocton, 438312	Coshocton

#2 Mental Health				
Service	Provider	Phone	Address	County
mental health (MH) services	Six County , Inc.	740-622-3404	710 Main Street, Coshocton, 43812	Coshocton
MH services	Six County , Inc.	740-439-4428	2500 John Glenn Highway, Cambridge, 43275	Guernsey
MH services	Six County , Inc.	740-962-5204	915 S. Riverside Drive, McConnells-ville, 43756	Morgan
MH services	Six County , Inc.	740-454-9766	2845 Bell Street, Zanesville, 43701	Muskingum
MH services	Six County , Inc.	740-732-5233	44020 Marietta Road, Caldwell, 43274	Noble
MH services	Six County , Inc.	740-342-5154	1375 Commerce Drive, New Lexington, 43764	Perry
MH services	Muskingum Valley Health Center (MVHC)	740-891-9000	719 Adair Avenue, Zanesville 43701	Muskingum, Coshocton, Guernsey, Morgan (Musk., Cosh., Guern., Morg.)

MH children services	Thompkins Child & Adolescent Services (TCAS)	740-454-0738	1175 Newark Road, Zanesville, 43701	Muskingum
MH children services	TCAS- Coshocton County Office	740-622-4470	1199 S. Second Street, Coshocton, 43812	Coshocton
MH children services	TCAS- Guernsey/Noble Office	740-432-2377	2007 E. Wheeling Avenue, Cambridge, 43725	Guernsey & Noble
MH children services	TCAS- Muskingum/Morgan Office	740-454-0738	1175 Newark Road, Zanesville, 43701	Muskingum & Morgan
MH children services	TCAS- Perry County Office	740-342-4480	219 N. Main Street, New Lexington, 43764	Perry
MH children services	MVHC	740-891-9000	719 Adair Avenue, Zanesville 43701	Musk., Cosh., Guern., Morg.
addictions services	Alcohol & Drug Services of Guernsey County	740-439-4532	972 Wheeling Avenue, Suite 310, Cambridge, Ohio 43725	Guernsey
behavioral health services	GENESIS Behavioral Health Center	740-454-4615	2951 Maple Avenue, Zanesville, 43701	All Six Counties
behavioral health services	Coshocton Behavioral Health Choices	740-622-0033	610 Walnut Street, Coshocton, 43812	Coshocton
behavioral health services	Morgan Behavioral Health Choices	740-962-6933	915 S. Riverside Drive, McConnelsville, Ohio 43756	Morgan
behavioral health services	Muskingum Behavioral Health Choices	740-454-1266	601 Underwood Street, Zanesville, Ohio 43701	Muskingum
behavioral health services	Noble Behavioral Health Services	740-732-5988	48 Olive Street, Caldwell, Ohio 43724	Noble
behavioral health services	Perry Behavioral Health Choices	740-342-1991	203 N. Main Street, New Lexington, 43764	Perry
behavioral health services	Appalachian Behavioral Healthcare	1-800-372-8862	100 Hospital Drive, Athens, 45701	All Six Counties
Divorce Class- Helping Children Succeed	GENESIS- Behavioral Health	740-454-4615	2951 Maple Avenue, Zanesville, 43701	All Six Counties

#3 Diabetes				
Service	Provider	Phone	Address	County
diabetes support group	Southeastern Med	740-439-8000	1341 Clark Street, Cambridge, 43725	Guernsey & Noble
diabetes exercise	GENESIS	740-454-4000	2951 Maple Avenue, Zanesville, 43701	All Six Counties
diabetes support group	GENESIS	740-454-4568	2951 Maple Avenue, Zanesville, 43701	All Six Counties
diabetes management program	Coshocton County Memorial Hospital	740-623-4028	1460 Orange Street, Coshocton, 438312	Coshocton
diabetes support group	Muskingum County Center for Seniors	740-454-9761	200 Sunrise Drive, Zanesville, 43701	Muskingum
diabetes education for school personnel	GENESIS	740-454-4000	2951 Maple Avenue, Zanesville, 43701	All Six Counties
blood sugar screening	GENESIS	740-454-4000	2951 Maple Avenue, Zanesville, 43701	All Six Counties
diabetes education for healthcare professionals	GENESIS	740-454-4000	2951 Maple Avenue, Zanesville, 43701	All Six Counties
Speakers Bureau	GENESIS	740-454-4000	2951 Maple Avenue, Zanesville, 43701	All Six Counties

#4 Heart Disease				
Service	Provider	Phone	Address	County
heart & vascular services	GENESIS	740-454-5550	2951 Maple Avenue, Zanesville, 43701	All Six Counties
heart & vascular screenings	GENESIS	740-454-5550	2951 Maple Avenue, Zanesville, 43701	All Six Counties
cardiac rehabilitation classes	Southeastern Med	740-439-8000	1341 Clark Street, Cambridge, 43725	Guernsey & Noble
cardiac rehabilitation services	GENESIS	740-454-5550	2951 Maple Avenue, Zanesville, 43701	All Six Counties
Cardiovascular & Pulmonary Lab	Southeastern Med	740-430-8930	1341 Clark Street, Cambridge, 43725	Guernsey & Noble
cardiac rehabilitation services	Coshocton County Memorial Hospital	740-623-4268	1460 Orange Street, Coshocton, 438312	Coshocton

#5 Chronic Breathing Problems				
Service	Provider	Phone	Address	County
Black Lung Program	GENESIS	740-454-4063	2951 Maple Avenue, Zanesville, 43701	All 6 counties
respiratory therapy services	GENESIS	740-454-4337	2951 Maple Avenue, Zanesville, 43701	All 6 counties
pulmonary rehabilitation services	GENESIS	740-454-4718	2951 Maple Avenue, Zanesville, 43701	All 6 counties
pulmonary rehabilitation classes	Rambo Memorial Health Center	740-452-5401	711 Main Street, Zanesville, 43701	Muskingum
respiratory management services	Southeastern Med	740-439-8528	1341 Clark Street, Cambridge, 43725	Guernsey & Noble
respiratory care services	Coshocton County Memorial Hospital	740-623-4137, 740-623-4192	1460 Orange Street, Coshocton, 43812	Coshocton
pulmonary rehabilitation classes	Muskingum Recreation Center (MRC)	454-4767	1425 Newark Road, Zanesville, 43701	Muskingum

#6 Joint Pain/ Back Pain				
Service	Provider	Phone	Address	County
orthopaedic services	Genesis Orthopedic Group	740-454-4000	955 Bethesda Drive, Zanesville, 43701	All 6 Counties
back pain	Genesis Interventional Pain Management Clinic & Genesis Neurology Group	740-454-4000	2951 Maple Avenue, Zanesville, 43701	All 6 Counties
physical therapy services	GENESIS	740-454-4000	2951 Maple Avenue, Zanesville, 43701	All 6 Counties
physical therapy services	Southeastern Med	740-439-8000	1341 Clark Street, Coshocton, 43725	Guernsey & Noble
pain management services	Coshocton County Memorial Hospital	740-623-4142	1523 Walnut Street, Coshocton, 43812	Coshocton
Matter of Balance	GENESIS	740-454-4000	2951 Maple Avenue, Zanesville, 43701	All 6 Counties
trauma events	GENESIS	740-454-4000	2951 Maple Avenue, Zanesville, 43701	All 6 Counties
trauma presentations	GENESIS	740-454-4000	2951 Maple Avenue, Zanesville, 43701	All 6 Counties
Senior Lifestyle & Injury Prevention	GENESIS	740-454-4000	2951 Maple Avenue, Zanesville, 43701	All 6 Counties
orthopaedic services	Orthopaedic Associates of Zanesville	740-588-1089	2854 Bell Street, Zanesville, 43701	All 6 Counties

#7 Strokes				
Service	Provider	Phone	Address	County
CARF Accredited Rehabilitation Program	GENESIS	740-454-4218	2951 Maple Avenue, Zanesville, 43701	All 6 Counties
Stroke Support Group	GENESIS	740-454-4200	2800 Maple Avenue, Zanesville, 43701	All 6 Counties
Stroke Support Group	Marietta Memorial Hospital	740-374-1464	401 Matthew Street, Marietta, 45750	Morgan
Echoing Hills Brain Injury Support Group	The Society for Equal Access Independent Living Center	1-888-213-4452	1458 New Philadelphia, 44663	Coshocton
Disabled Persons Support & Resource Group	Southeastern Med	1-888-213-4452, ext. 219	1341 Clark Street, Cambridge, 43725	Guernsey
emergency services	Coshocton County Memorial Hospital	740-622-6411	1460 Orange Street, Coshocton, 43812	Coshocton
Neurology Department	Southeastern Med	740-439-8000	1341 Clark Street, Cambridge, 43725	Guernsey
emergency services	GENESIS	740-454-4200	2800 Maple Avenue, Zanesville, 43701	All 6 Counties
neuroscience services	GENESIS	740-454-4200	2800 Maple Avenue, Zanesville, 43701	All 6 Counties
emergency services	Southeastern Med	740-439-8000	1341 Clark Street, Cambridge, 43725	Guernsey

5.3.2. Resources for Risk Factors

#1 Drug Addiction				
Service	Provider	Phone	Address	County
support groups	See resources listed in Chronic Conditions #2 Mental Health			
MH services	See resources listed in Chronic Conditions #2 Mental Health			

Tied for #2 Tobacco Use				
Service	Provider	Phone	Address	County
smoking cessation services	Rambo Memorial Health Center	740-452-5401	711 Main Street, Zanesville, 43701	Muskingum
smoking cessation programs	Coshocton County Health Department	740-622-1426	724 S. Seventh Street, Coshocton, 43812	Coshocton
smoking cessation programs	Perry County Health Department	740-342-5179	212 South Main Street, New Lexington, 43764	Perry
smoking cessation programs	Cambridge-Guernsey County Health Department	740-439-3577	326 Highland Avenue, Cambridge, 43763	Guernsey
Nicotene Replacement Therapy	Rambo Memorial Health Center	740-452-5401	711 Main Street, Zanesville, 43701	Muskingum
Nicotene Replacement Therapy	Offered by local health care providers			

Tied for #2 Overweight				
Service	Provider	Phone	Address	County
Weight Watchers	Zanesville Muskingum County Welcome Center	1-800-651-6000	205 North Fifth Street, Zanesville, 43701	Muskingum
Weight Watchers	Coshocton County Senior Center	1-800-651-6000	201 Browns Lane, Coshocton, 43812	Coshocton
Weight Watchers	Noble County Health Department	1-800-651-6000	44069 Marietta Road, Caldwell, 43724	Guernsey & Noble
Weight Watchers	Perry County Senior Center	1-800-651-6000	520 First Street, New Lexington, 43764	Perry
Weight Watchers	Mount Moriah Masons	1-800-651-6000	110 Sixth Street, Beverly, 45715	Morgan
weight management services	Muskingum Recreation Center	740-454-4767	1425 Newark Road, Zanesville, 43701	Muskingum
weight management services	Offered by local health care providers			

#3 High Blood Pressure				
Service	Provider	Phone	Address	County
blood pressure screenings	Offered at most local pharmacies			
blood pressure control services	Offered by local health care providers			

#4 Unhealthy Eating				
Service	Provider	Phone	Address	County
community presentations	GENESIS	740-586-6828	2951 Maple Avenue, Zanesville, 43701	All 6 Counties
Overeaters Anonymous	Central Presbyterian Church	740-828-3675	40 North Sixth Street, Zanesville, 43701	Muskingum
Walk with A Doc	GENESIS	740-586-6828	2951 Maple Avenue, Zanesville, 43701	All 6 Counties
WIC	See resources listed in Maternal and Children Resources #4 Children Overweight			

#5 Alcohol Use				
Service	Provider	Phone	Address	County
support groups	See resources listed in Chronic Conditions #2 Mental Health			
addiction services	See resources listed in Chronic Conditions #2 Mental Health			
AA	1-800-433-7300			
Al-Anon Family Groups	Al-Anon	740-587-4602	4592 Lancaster Road, Granville, 43023	All 6 Counties

#6 Physical Inactivity				
Service	Provider	Phone	Address	County
exercise services	Muskingum Recreation Center	740-454-4767	1425 Newark Road, Zanesville, 43701	Muskingum
exercise services	Fieldhouse	740-454-2224	300 Sunrise Center Drive, Zanesville, 43701	Muskingum
exercise services	Shimmel Fitness	740-454-2705	35 North Fourth Street, Zanesville, 43701	Muskingum
exercise services	Colonial Sports & Courts	740-623-8382	1102 Fairy Falls Drive, Coshocton, 43812	Coshocton
exercise services	Lets Center	740-342-2599	5720 State Route 345, New Lexington, 43762	Perry
exercise services	Cambridge Fitness Center	740-432-2084	118 Jefferson Avenue, Cambridge, 43725	Guernsey & Noble
exercise services	Curves	740-962-9006	1555 East Main Street, McConnellsville, Ohio, 43756	Morgan
GENESIS Risk Intervention Program	GENESIS	740-586-6828	2951 Maple Avenue, Zanesville, 43701	All 6 Counties
Muskingum Moves	GENESIS	740-586-6828	2951 Maple Avenue, Zanesville, 43701	Muskingum

5.3.3. Resources for Mothers and Children

#1 Pregnant and Tobacco Use				
Service	Provider	Phone	Address	County
See resources listed in Chronic Conditions #2 Mental Health				
See smoking cessation resources listed under Risk Factor #2 Tobacco Use				
childbirth classes	GENESIS	(740)-454-4568	2951 Maple Ave. Zanesville, 43701	All 6 counties
childbirth classes	MVHC	740-891-9000	716 Adair Avenue Zanesville , 43701	Musk., Cosh., Guern., Morg.
pre-natal services	GENESIS	(740)-454-4568	2951 Maple Ave. Zanesville, 43701	All 6 counties
pre-natal services	MVHC	740-891-9000	716 Adair Avenue Zanesville , 43701	Musk., Cosh., Guern., Morg.

#2 Pregnant and Alcohol				
Service	Provider	Phone	Address	County
See resources listed in Chronic Conditions #2 Mental Health				
childbirth classes	GENESIS	(740)-454-4568	2951 Maple Ave. Zanesville, 43701	All 6 counties
childbirth classes	MVHC	740-891-9000	716 Adair Avenue Zanesville , 43701	Musk., Cosh., Guern., Morg.
pre-natal services	GENESIS	(740)-454-4568	2951 Maple Ave. Zanesville, 43701	All 6 counties
pre-natal services	MVHC	740-891-9000	716 Adair Avenue Zanesville , Oh 43701	Musk., Cosh., Guern., Morg.

#3 Pregnant and Drugs				
Service	Provider	Phone	Address	County
See resources listed in Chronic Conditions #2 Mental Health				
childbirth classes	GENESIS	(740)-454-4568	2951 Maple Ave. Zanesville, 43701	All 6 counties
childbirth classes	MVHC	740-891-9000	716 Adair Avenue Zanesville , 43701	Musk., Cosh., Guern., Morg.
pre-natal services	GENESIS	(740)-454-4568	2951 Maple Ave. Zanesville, 43701	All 6 counties
pre-natal services	MVHC	740-891-9000	716 Adair Avenue Zanesville , Oh 43701	Musk., Cosh., Guern., Morg.

#4 Children Overweight				
Service	Provider	Phone	Address	County
Shaping Futures	GENESIS	(740)-454-4568	2951 Maple Ave. Zanesville, 43701	All 6 counties
WIC	Muskingum	740-454-5040.	716 Adair Avenue Zanesville , 43701	Muskingum
WIC	Guernsey	(740)-439-3577	326 Highland Avenue Cambridge, 43724	Guernsey
WIC	Morgan	(749)-962-5266	442 South Main Street Malta, 43758	Morgan
WIC	Noble	740-732-4958	44069 Marietta Rd. Caldwell, 43724	Noble
WIC	Perry	(740)-342-4938	399 Lincoln Park Drive New Lexington, 43764	Perry
WIC	Coshocton	(740)-622-2929	724 South 7th Street Coshocton, 43812	Coshocton
The Field of Dreams	The Fieldhouse	(740)-454-2224	300 Sunrise Center Dr. Zanesville, 43701	All 6 counties
breast feeding services	GENESIS	(740)-454-4568	2951 Maple Ave. Zanesville, 43701	All 6 counties

#5 Support for Babies Addicted to Drugs				
Service	Provider	Phone	Address	County
Help Me Grow	See resources listed in Appendix 5.1 Social Services Resources			
Bureau of Child with Medical Handicaps	See resources listed in Appendix 5.1 Social Services Resources Children with Medical Handicaps			
Head Start	Muskingum	(740)-454-6251	1580 Adams Lane Zanesville, 43701	Muskingum
Head Start	Guernsey	(740)-732-2388	615 North Street Caldwell, 43724	Guernsey, Morgan, Noble
Head Start	Morgan	(740)-732-2388	615 North Street Caldwell, 43724	Guernsey, Morgan, Noble
Head Start	Noble	(740)-732-2388	615 North Street Caldwell, 43724	Guernsey, Morgan, Noble
Head Start	Perry	(740)-342-1333	228 W Jefferson Street New Lexington, 43764	Perry
Head Start	Coshocton	(740) 622-8665	1160 Cassingham Hollow Drive, Coshocton 43812	Coshocton
childbirth classes	GENESIS	(740)-454-4568	2951 Maple Ave. Zanesville, 43701	All 6 counties
childbirth classes	MVHC	740-891-9000	716 Adair Avenue Zanesville , 43701	Musk., Cosh., Guern., Morg.

#6 Children with Disabilities				
Service	Provider	Phone	Address	County
BCMh	See Appendix 5.1 Social Services Resources Children with Medical Handicaps			
pre-natal services	GENESIS	(740)-454-4568	2951 Maple Ave. Zanesville, 43701	All 6 counties
pre-natal services	MVHC	740-891-9000	716 Adair Avenue Zanesville , 43701	Muskingum, Coshocton, Guernsey, Morgan

5.3.4. Resources for Access to Care

#1 Can't Find Mental Health Providers				
Service	Provider	Phone	Address	County
See resources listed in Chronic Conditions #2 Mental Health Resources				

#2 Can't Afford Doctor				
Service	Provider	Phone	Address	County
primary care services	Muskingum Valley Health Center	(740) 454-5994	716 Adair Ave., Zanesville, 43701	Muskingum
primary care services	Muskingum Valley Health Center	(740) 962-6111	859 N. Main St., Malta 43756	Malta
primary care services	Muskingum Valley Health Center	(740) 295-3331	406 S 15th, Coshocton, 43812	Coshocton
primary care services	Muskingum Valley Health Center	(740)421-9530	1330 Clark Street, Cambridge, 43725	Guernsey
primary care services financial assistance programs	Offered by local health care providers			

#3 Uninsured				
Service	Provider	Phone	Address	County
Medicaid navigators	MVHC	(740) 454-5994	716 Adair Ave., Zanesville 43701	Muskingum
GENESIS Navigators	Cancer Services	740-454-5271	2951 Maple Avenue, Zanesville, 43701	All Six Counties
Job and Family Services	See Appendix 5.1 Social Services Resource List			

#4 Can' afford Dentist				
Service	Provider	Phone	Address	County
MVHC dental services	Muskingum Valley Health Center	(740) 454-5994	716 Adair Ave., Zanesville 43701	Muskingum
dental services payment arrangements & charity care	Offered by some local dentists			
reduced or free services	Ohio Department of Health's Ohio Partnership To Improve Oral health through access to Needed Services 1-888-765-6789			

#5 No Dental Insurance				
Service	Provider	Phone	Address	County
See resources listed above #3 Uninsured above for resources				

#6 Can't Find A Doctor				
See resources listed above in #Can't Afford a Doctor				
primary care services	Offered by local healthcare providers			

Tied for #6 No Mental Health Insurance				
Service	Provider	Phone	Address	County
See resources listed above in #3 Uninsured above for resources				

#7 No Wait time				
Service	Provider	Phone	Address	County
See resources listed above #2 Can't Afford a Doctor				

#8 Don't Have A Ride				
Job & Family Services	See Appendix 5.1 Social Services Resources			
gas Vouchers	Cancer Services	740-454-5271	2951 Maple Avenue, Zanesville, 43701	All Six Counties
vouchers	Muskingum Valley Health Center	(740) 454-5994	716 Adair Ave., Zanesville 43701	Muskingum
SEAT discounts	South East Area Transit	(740) 454-8573	224 Main Street, Zanesville, 43701	Muskingum
client van services	Six County Inc.	(740) 297-4548	1515 Maple Avenue, Zanesville, 43701	Muskingum

5.4 Data Sources

- American Community Survey:
<https://www.census.gov/programs-surveys/acs/>
- Kids Count Data Center:
<http://datacenter.kidscount.org/?gclid=CPCI1JOA58UCFQioaQodRBsAgw>
- National Stroke Association:
<https://www.google.com/search?q=National+Stroke+Association>
- Network of Care:
 - <http://coshoctoncounty.oh.networkofcare.org/ph/index.aspx>
 - <http://guernsey.oh.networkofcare.org/ph/index.aspx>
 - <http://morgan.oh.networkofcare.org/ph/index.aspx>
 - <http://muskingum.oh.networkofcare.org/ph/index.aspx>
 - <http://noble.oh.networkofcare.org/ph/index.aspx>
 - <http://perry.oh.networkofcare.org/ph/index.aspx>
- Ohio Department of Health, Child and Family Health Services County Profiles:
http://www.odh.ohio.gov/odhprograms/cfhs/cf_hlth/cha/hsprofiles.aspx
- Ohio Department of Health, Vital Statistics:
<http://www.odh.ohio.gov/en/healthstats/vitalstats/deathstat.aspx>
- Ohio Department of Mental Health and Addition Services:
<http://mha.ohio.gov/Default.aspx?tabid=701>
- Ohio Development Services Agency's Office of Research Ohio County Profiles: http://development.ohio.gov/reports/reports_countytrends_map.htm
- Ohio Multi-Agency Community Services Information System:
<http://mha.ohio.gov/Default.aspx?tabid=149>
- Ohio's RX Automated Reporting System:
<https://www.ohiopmp.gov/Portal/Default.aspx>
- QuickFacts US Census Bureau: <http://quickfacts.census.gov/qfd/index.html>
- Robert Wood Johnson Foundation and University of Wisconsin's County Health Rankings:
<http://www.countyhealthrankings.org/>
- 2013 Survey of Occupational Injuries and Illnesses Data:
<https://www.bwc.ohio.gov/downloads/blankpdf/SOII/SummaryReportOhio%20-%202013.pdf>